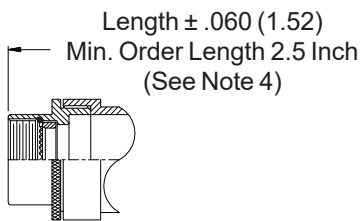
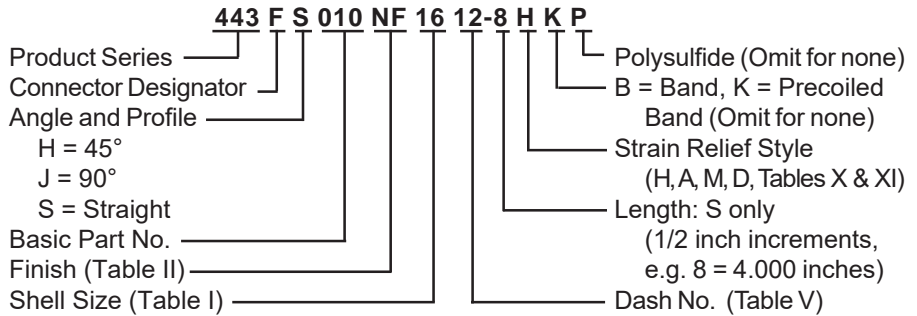


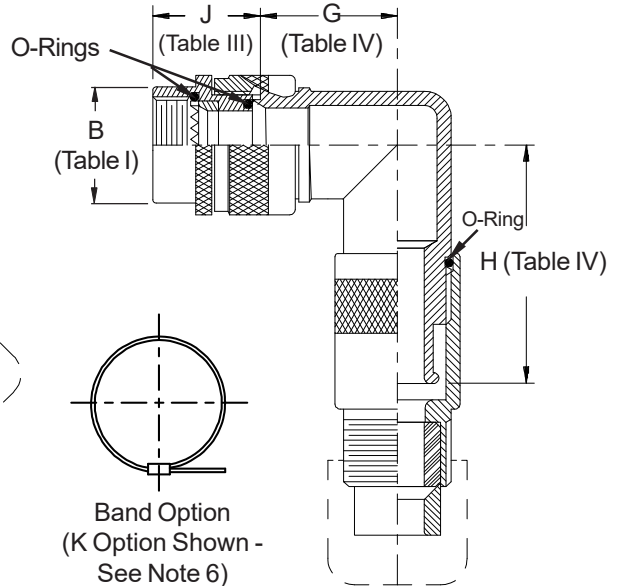
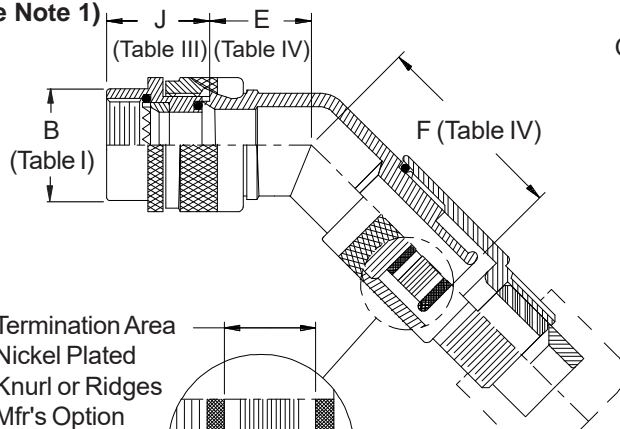
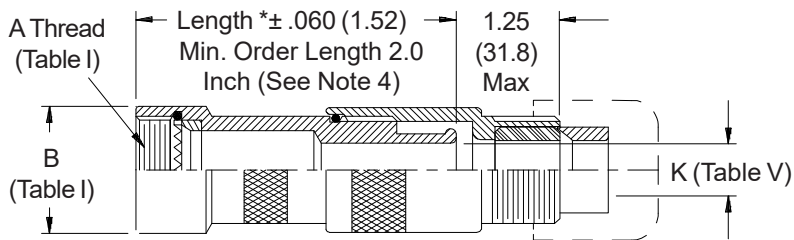
**CONNECTOR DESIGNATORS**  
**A-B\*-C-D-E-F**  
**G-H-J-K-L-S**

\* Conn. Desig. B See Note 5

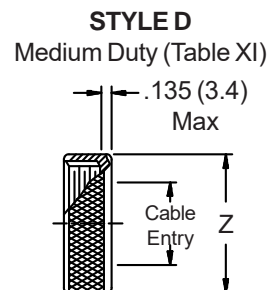
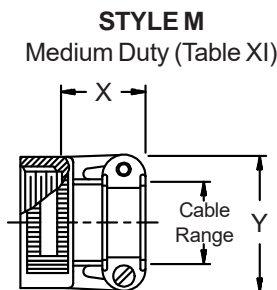
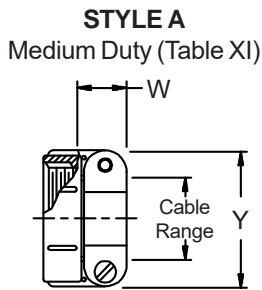
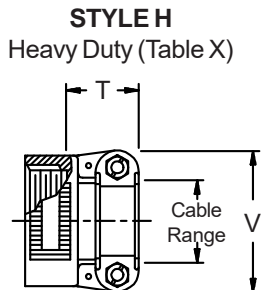
**DIRECT COUPLING**



**STYLE 2 (STRAIGHT See Note 1)**



Polysulfide Stripes - P Option



**443-010**  
**EMI/RFI Cable Sealing Backshell**  
**Band-in-a-Can with Strain-Relief**  
**Direct Coupling - Standard Profile**



**TABLE III: FRONT ADAPTER**

Shell Size	J Max - Conn. Designator		
	A-E-F		C
	J-H-L-S	D-B-G-K	
08/09	1.180 (30.0)	1.250 (31.8)	
10/11	1.180 (30.0)	1.250 (31.8)	
12/13	1.180 (30.0)	1.250 (31.8)	1.735 (44.1)
14/15	1.180 (30.0)	1.250 (31.8)	1.915 (48.6)
16/17	1.380 (35.0)	1.560 (39.6)	1.915 (48.6)
18/19	1.380 (35.0)	1.560 (39.6)	1.915 (48.6)
20/21	1.380 (35.0)	1.560 (39.6)	1.915 (48.6)
22/23	1.380 (35.0)	1.560 (39.6)	1.915 (48.6)
24/25	1.380 (35.0)	1.560 (39.6)	1.915 (48.6)
28/29	1.610 (40.9)	1.560 (39.6)	1.915 (48.6)
32/33	1.610 (40.9)	1.750 (44.5)	1.915 (48.6)
36	1.610 (40.9)	1.750 (44.5)	1.915 (48.6)
40	1.610 (40.9)	2.190 (55.6)	1.915 (48.6)

**TABLE IV: ELBOW DIMENSIONS**

Elbow Size	E Max	F Max	G Max	H Max
04	.664 (16.9)	1.410 (35.8)	.810 (20.6)	1.550 (39.4)
06	.688 (17.5)	1.430 (36.3)	.870 (22.1)	1.610 (40.9)
08	.688 (17.5)	1.430 (36.3)	.870 (22.1)	1.610 (40.9)
10	.732 (18.6)	1.480 (37.6)	.980 (24.9)	1.740 (44.2)
12	.748 (19.0)	1.490 (37.8)	1.020 (25.9)	1.760 (44.7)
16	.773 (19.6)	1.510 (38.4)	1.080 (27.4)	1.820 (46.2)
20	1.041 (26.4)	1.750 (44.5)	1.480 (37.6)	2.210 (56.1)
24	1.041 (26.4)	1.750 (44.5)	1.480 (37.6)	2.210 (56.1)
28	1.092 (27.7)	1.790 (45.5)	1.610 (40.9)	2.300 (58.4)

See inside back cover  
 fold-out or pages 13 and 14  
 for Tables I and II.

**TABLE V: CABLE ENTRY**

Dash No.	Clamp Size	K Dia
02	03	.125 (3.2)
03	03	.188 (4.8)
04	03	.250 (6.4)
05	04	.312 (7.9)
06	06	.375 (9.5)
07	06	.438 (11.1)
08	08	.500 (12.7)
09	10	.562 (14.3)
10	10	.625 (15.9)
11	12	.688 (17.5)
12	12	.750 (19.1)
13	16	.812 (20.6)
14	16	.875 (22.2)
15	16	.938 (23.8)
16	20	1.000 (25.4)
17	20	1.062 (27.0)
18	20	1.125 (28.6)
20	20	1.250 (31.8)
22	24	1.375 (34.9)
24	28	1.500 (38.1)

- When maximum cable entry (page 22) is exceeded, Style 2 will be supplied. (Function S only).
- Metric dimensions (mm) are indicated in parentheses.
- Cable range is defined as the accommodations range for the wire bundle or cable. Dimensions shown are not intended for inspection criteria.
- Consult factory for shorter lengths on straight backshells.
- When using Connector Designator B refer to pages 18 and 19 for part number development.
- Backshells supplied with 600-052-\* band, see Glenair Series 600 Tool Catalog for installation.

**TABLE X: CABLE ENTRY**

Clamp Size	T Max	V Max	Cable Range	
			Min	Max
04	.780 (19.8)	.957 (24.3)	.125 (3.2)	.312 (7.9)
06	.780 (19.8)	1.145 (29.1)	.250 (6.4)	.437 (11.1)
08	.780 (19.8)	1.332 (33.8)	.387 (9.8)	.562 (14.3)
10	.780 (19.8)	1.332 (33.8)	.350 (8.9)	.625 (15.9)
12	.811 (20.6)	1.551 (39.4)	.500 (12.7)	.750 (19.1)
16	.905 (23.0)	1.770 (45.0)	.625 (15.9)	.937 (23.8)
20	1.092 (27.7)	2.113 (53.7)	.875 (22.2)	1.250 (31.8)
24	1.124 (28.5)	2.363 (60.0)	1.000 (25.4)	1.375 (34.9)
28	1.399 (35.5)	2.770 (70.4)	1.250 (31.8)	1.625 (41.3)

**TABLE XI: CABLE ENTRY**

Clamp Size	W Max	X Max	Y Max	Z Max	Cable Range	
					Min **	Max
03*	.437 (11.1)	.760 (19.3)	.843 (21.4)	.630 (16.0)	.156 (4.0)	.250 (6.4)
04*	.437 (11.1)	.760 (19.3)	.906 (23.0)	.755 (19.2)	.188 (4.8)	.312 (7.9)
06*	.500 (12.7)	.760 (19.3)	1.093 (27.8)	.942 (23.9)	.281 (7.1)	.438 (11.1)
08	.563 (14.3)	.760 (19.3)	1.187 (30.1)	1.067 (27.1)	.387 (9.8)	.562 (14.3)
10	.563 (14.3)	.760 (19.3)	1.281 (32.5)	1.192 (30.3)	.375 (9.5)	.625 (15.9)
12	.563 (14.3)	.760 (19.3)	1.500 (38.1)	1.380 (35.1)	.438 (11.1)	.750 (19.1)
16	.656 (16.7)	1.073 (27.3)	1.719 (43.7)	1.535 (39.0)	.625 (15.9)	.938 (23.8)
20	.656 (16.7)	1.323 (33.6)	2.062 (52.4)	1.848 (46.9)	.875 (22.2)	1.250 (31.8)
24	.656 (16.7)	1.323 (33.6)	2.312 (58.7)	2.255 (57.3)	1.000 (25.4)	1.375 (34.9)
28	1.188 (30.2)	1.572 (39.9)	2.719 (69.1)	2.505 (63.6)	1.250 (31.8)	1.625 (41.3)

\* Not available in Style M clamp.      \*\* Not Applicable Style D