

**Series 74
TYPE
F
JACKET
AND TWO
EXTERNAL
SHIELDS**

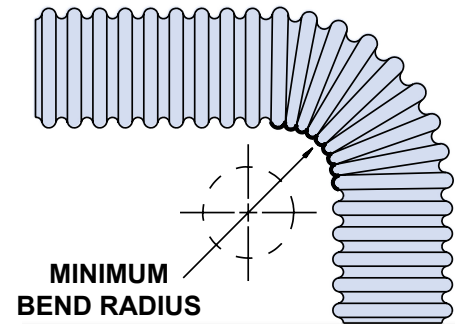
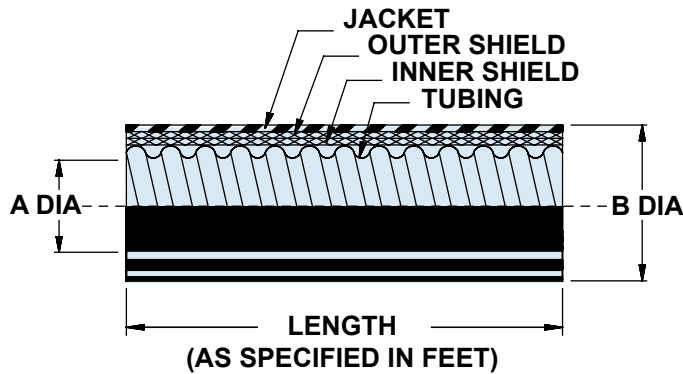
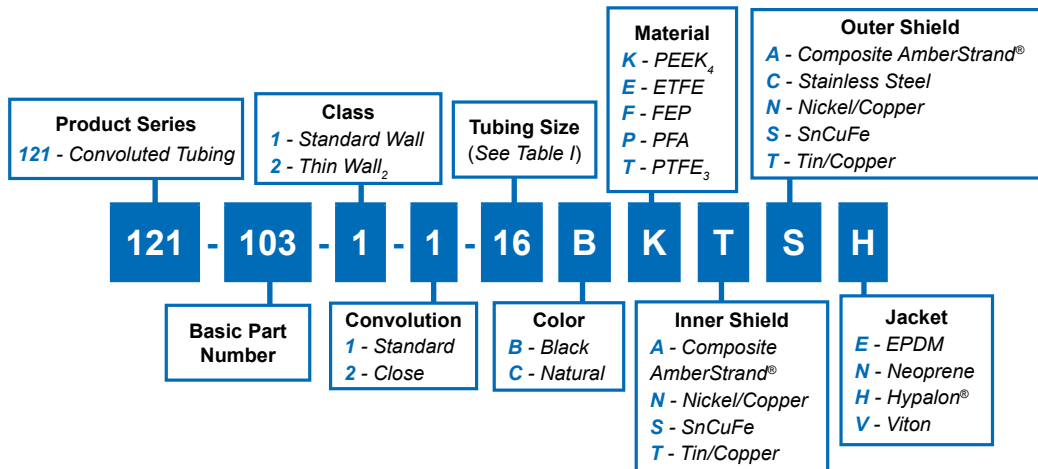


TABLE I: TUBING SIZE ORDER NUMBER AND DIMENSIONS

| TUBING SIZE | FRACTIONAL SIZE REF | A INSIDE DIA MIN | B DIA MAX | MINIMUM BEND RADIUS * |
|-------------|---------------------|------------------|--------------|-----------------------|
| 06 | 3/16 | .181 (4.6) | .540 (13.7) | .50 (12.7) |
| 09 | 9/32 | .273 (6.9) | .634 (16.1) | .75 (19.1) |
| 10 | 5/16 | .306 (7.8) | .670 (17.0) | .75 (19.1) |
| 12 | 3/8 | .359 (9.1) | .730 (18.5) | .88 (22.4) |
| 14 | 7/16 | .427 (10.8) | .791 (20.1) | 1.00 (25.4) |
| 16 | 1/2 | .480 (12.2) | .870 (22.1) | 1.25 (31.8) |
| 20 | 5/8 | .603 (15.3) | .990 (25.1) | 1.50 (38.1) |
| 24 | 3/4 | .725 (18.4) | 1.150 (29.2) | 1.75 (44.5) |
| 28 | 7/8 | .860 (21.8) | 1.293 (32.8) | 1.88 (47.8) |
| 32 | 1 | .970 (24.6) | 1.446 (36.7) | 2.25 (57.2) |
| 40 | 1 1/4 | 1.205 (30.6) | 1.759 (44.7) | 2.75 (69.9) |
| 48 | 1 1/2 | 1.437 (36.5) | 2.052 (52.1) | 3.25 (82.6) |
| 56 | 1 3/4 | 1.688 (42.9) | 2.302 (58.5) | 3.63 (92.2) |
| 64 | 2 | 1.937 (49.2) | 2.552 (64.8) | 4.25 (108.0) |

*The minimum bend radius is based on Type A construction. For multiple-braided coverings, these minimum bend radii may be increased slightly.

APPLICATION NOTES

- Metric dimensions (mm) are in parentheses and are for reference only.
- Consult factory for thin-wall, close convolution combination.
- For PTFE maximum lengths consult factory.
- Consult factory for PEEK™ min/max dimensions.