

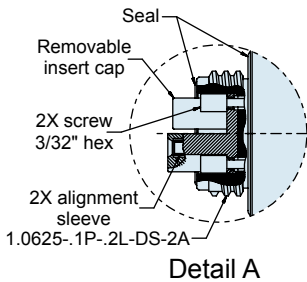
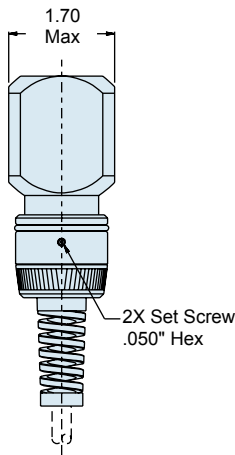
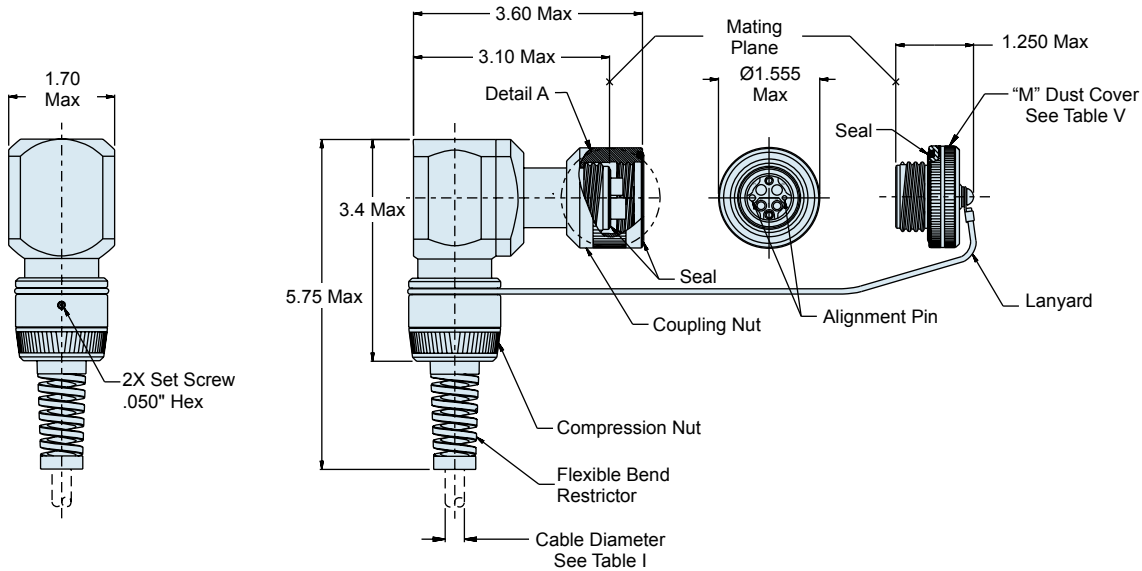
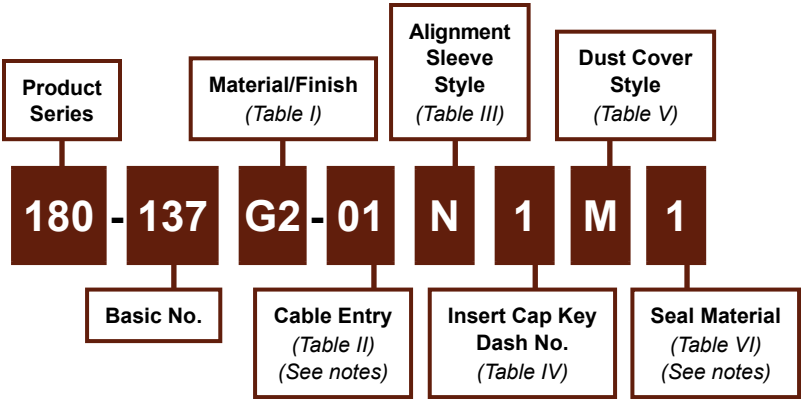


180-137
GFOCA 90° Hermaphroditic Plug Connector
MIL-DTL-83526 Type, 4 Channel



MIL-DTL-83526 type 90 degree hermaphroditic GFOCA plug connector, 4 channel

How To Order



Material and Finish

External hardware: See Table I
 Misc. hardware: Stainless steel/passivate
 Strain relief wedge: Copper alloy/nickel plated
 Seals: See Table VI

Notes

Connector assembly is designed IAW the interface requirements of MIL-PRF-83526/16 (Draft). Standard configuration is shown in sample part number.

180-137
GFOCA 90° Hermaphroditic Plug Connector
MIL-DTL-83526 Type, 4 Channel



Table I: Material/Finish		
Code	Material	Finish Description
G2	Aluminum alloy	Hard anodize, gray
ZN		Zinc-nickel, olive drab
ZR		Zinc-nickel, black

Refer to Appendix for material/finish details

Dash No.	Cable Diameter	
	Inch	mm
01	.190-.315	4.83-8.00
02	.316-.379	8.03-9.63

Code.	Style
C	Captive Split
N	None

Table IV: Insert Cap Key Configurations				
Dash No:	1	2	3	4
Config.	<p style="text-align: center;">Key 1</p>	<p style="text-align: center;">Key 2</p>	<p style="text-align: center;">Key 3</p>	<p style="text-align: center;">Key U (universal)</p>

Table V: Dust Cover Style	
Code.	Style
M	Male
N	None

Table VI: Seal Material	
Dash No.	Seal material(s)
1	Fluorosilicone
2	EPDM