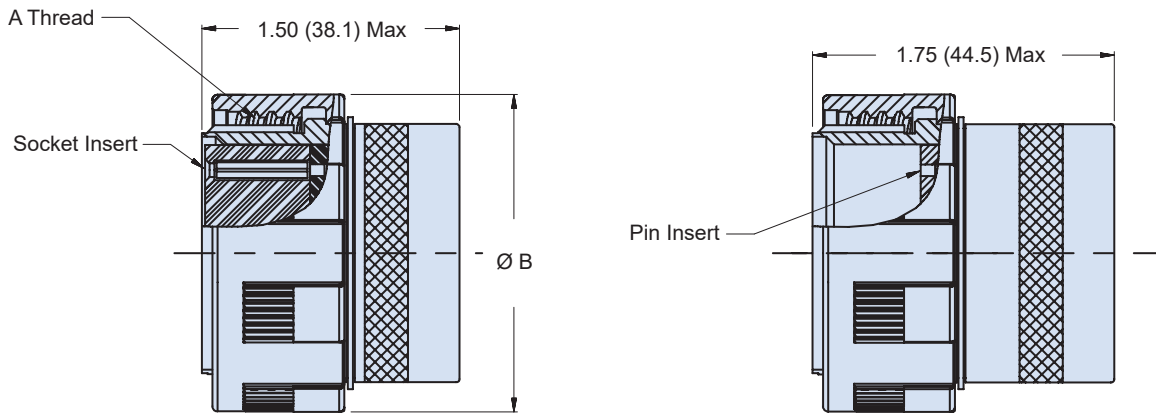
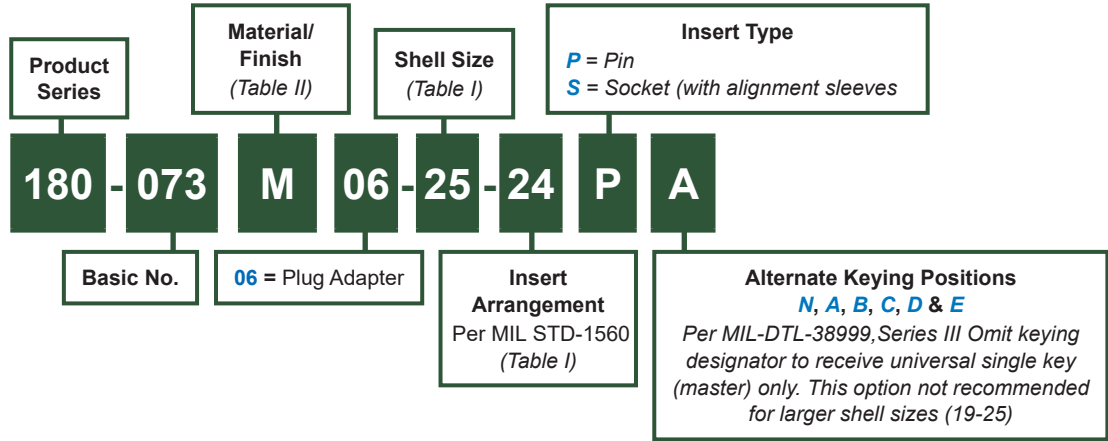




180-073 (06)
Fiber Optic Test Adapter, Plug
 With Special Insert Arrangement MIL-DTL-38999 Series III

MIL-DTL-38999 test adapter (plug)

How To Order



06 Plug Adapter
 U.S. PATENT NO. 5,960,137

Material and Finish

- Barrel: See Table II
- Insert, Coupling Nut: Hi-Grade Engineering Thermoplastic
- Alignment Sleeve: Zirconia Ceramic
- Misc. Hardware: Stainless Steel
- Retaining Clips: Copper Alloy
- Lock Nut: Al Alloy/Anodize

Notes

- For fiber optic test probe jumper, see Glenair drawing ABC54705
- For fiber optic test probe (low profile, probe-to-probe) jumper see Glenair drawing FO01757
- 25-37 insert cavity spacing too close to probe using one adapter. 2 adapters (25-37A and 25-37B) are required
- Shell size 23 for insert 23-66 only is made of 300 series stainless steel
- Cavity markings applied to rear insert face only

180-073 (06)
Fiber Optic Test Adapter, Plug
 With Special Insert Arrangement MIL-DTL-38999 Series III



Test Probes
and Kits

FRONT FACE OF PIN AND SOCKET INSERTS SHOWN, REAR SURFACE OPPOSITE

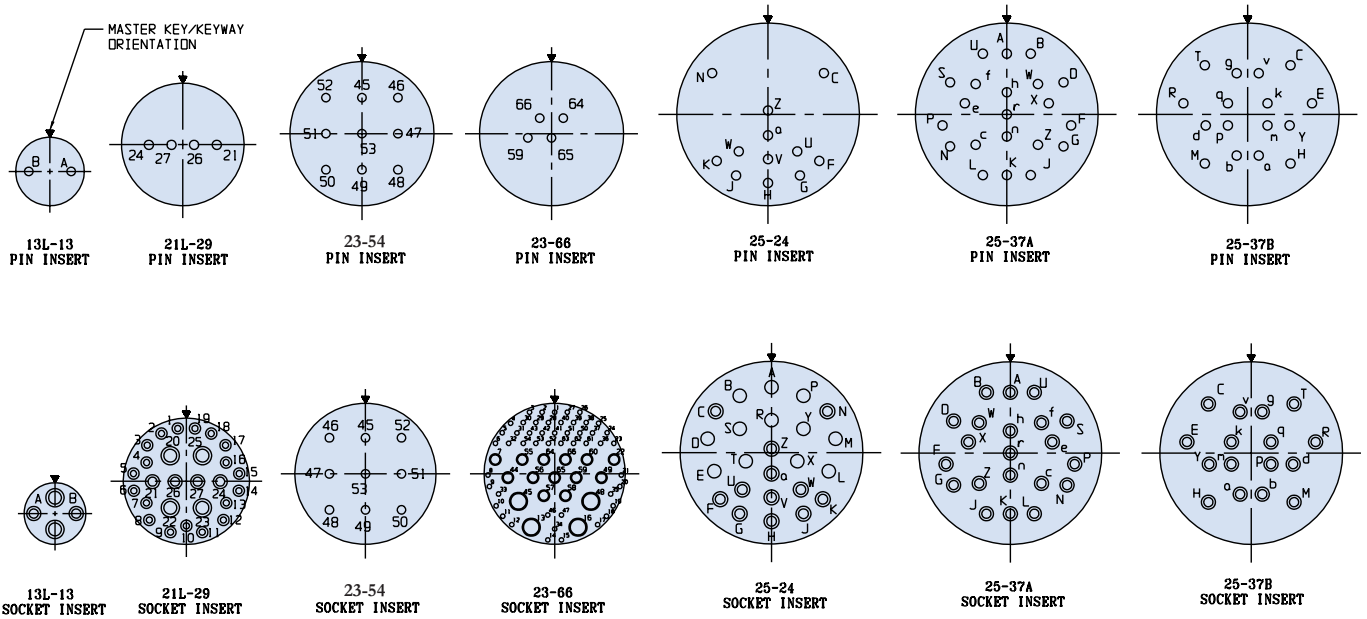


Table I: Shell Size and Insert Arrangements				
Shell Size	Shell Size Code (Ref)	Insert Arrangement Dash No.	A Thread 0.1P-0.3L-TS-2	Ø B Max
13	C	13L-13	.875 (22.2)	1.157 (29.4)
21	G	21L-29	1.375 (34.9)	1.642 (41.7)
23	H	23-54	1.500 (38.1)	1.768 (44.9)
23	H	23-66	1.500 (38.1)	1.768(44.9)
25	J	25-24	1.625 (41.3)	1.890 (48.0)
25	J	25-37A	1.625 (41.3)	1.890 (48.0)
25	J	25-37B	1.625 (41.3)	1.890 (48.0)

Table II: Finish		
Code	Material	Finish
M	Aluminum Alloy	Electroless Nickel
NF		Cadmium, Olive Drab
Z1	Stainless Steel	Passivate

