


ULTRAMINIATURE CIRCULAR Series 806 Mil-Aero Connectors

CODE RED



806-028 Lightweight Aluminum Hermetic Receptacles, PC Tail



Lightweight aluminum shell. Hermetic. Higher current rating. 806-028 aluminum hermetic receptacles are lighter in weight compared to stainless steel glass-to-metal hermetic connectors. A proprietary sealing process delivers reliable hermetic performance at extreme temperatures. Gold-plated copper alloy contacts have lower resistance and higher current rating than iron alloy contacts used in glass-to-metal hermetics. Hermeticity is $1E^{-7}$ cm³/sec at 1 ATM pressure differential. Integral standoff and threaded mounting holes provide secure attachment to rigid or flex circuits. Ultraminiature Series 806 connectors are parylene compatible, and ideal for harsh environment aerospace applications subject to severe wind, moisture and vibration.

Features

- Triple-start stub ACME mating thread
- High density #20HD and #22HD arrangements for reduced size and weight
- Aerospace-grade materials, construction
- Integral PC board standoffs
- Threaded holes for secure attachment to rigid or flex circuits
- Alignment post

Specifications

- Operating temperature: -65°C to +200°C
- Leak Rate: $1E^{-7}$ cm³/s at 1 ATM pressure differential
- Dielectric withstanding voltage
#20HD layouts: 1800 Vac
#22HD layouts: 1300 Vac
- Current rating
#20HD contacts 7.5 A
#22HD contacts 5 A
- Mating durability: 500 cycles
- Mechanical shock: EIA-364-27, 300g.
- Vibration (sine): MIL-DTL-38999M, 60g.
- Vibration (random): EIA-364-28 Condition VI, Letter J, 43.92 Grms, +200°C
- High Impact shock: MIL-S-901 Grade A
- Salt spray (dynamic): EIA-364-26, 96 hours
- Altitude immersion: EIA-364-03 75,000 feet altitude
- Indirect Lightning Strike: EIA-364-75 Type B Level 2 10kA Peak

Connector Construction

- Shell and jam nut: aluminum, electroless nickel plated
- Contacts: copper alloy, gold plating
- Sealing compound: proprietary Glenair formulation
- Dielectric inserts: high grade rigid dielectric
- Interfacial seal, peripheral seal, O-ring: fluorosilicone

How To Order						
SAMPLE PART NUMBER	806-028	-ME	8-7	P	1	A
Product	806-028 = Jam Nut Receptacle, PC Tails					
Shell Material and Finish	ME = Aluminum, Electroless Nickel					
Arrangement Number (Shell Size - Insert Arr.)	See Table 1					
Contact Type	P = Pin S = Socket					
PC Tail Length	1 = .125" (3.18 mm.) 2 = .250" (6.35 mm.)					
Polarizing Position (See Page 7)	A B C D E F					

Table I Contact Arrangements			
Contact Layout	Number of Contacts		
	22HD	20HD	8
7-3	3		
8-3		3	
8-4	4		
8-7	7		
9-5		5	
9-11			1
10-1			
10-8		8	
10-15	15		
11-10		10	
11-19	19		
12-15		15	
12-26	26		
14-20A	19		1
14-20		20	
14-21	17		

Table I Contact Arrangements			
Contact Layout	Number of Contacts		
	22HD	20HD	8
14-39	39		
16-31		31	
16-22	20		2
16-60	60		
18-21	18		3
18-41		41	
18-85	85		
20-28	24		4
20-55		55	
20-110	110		
22-44	40		4
22-69		69	
22-140	140		
24-92		92	
24-97	93		4
24-186	186		

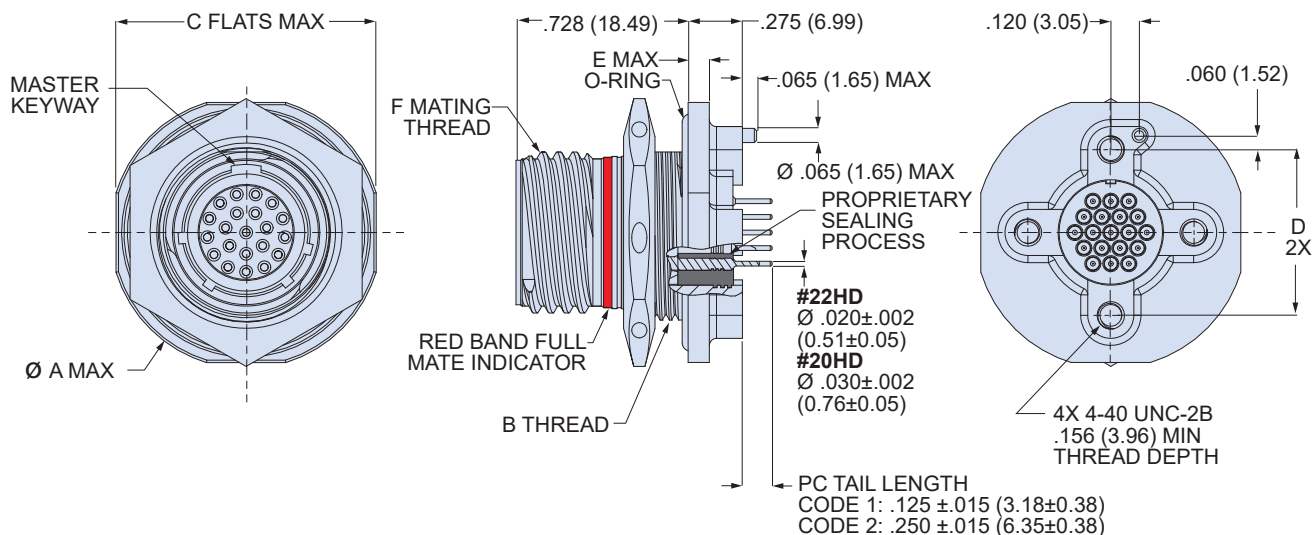
Size 8, El Ochito contacts must be purchased separately

ULTRAMINIATURE CIRCULAR
Series 806
Mil-Aero Connectors

CODE RED



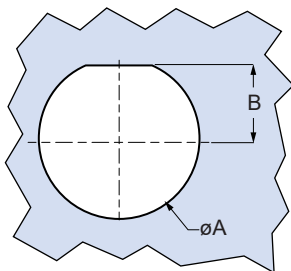
806-028 Lightweight Aluminum Hermetic Receptacles, PC Tail



806-028 Receptacle Dimensions

Shell Size	ϕA Max		B Thread	C Max		D		E Max		F Mating Thread
	In.	mm.		In.	mm.	In.	mm.	In.	mm.	
8	.980	24.69	M15x1.0-6g-0.100R	.920	23.37	.534	13.56	.100	2.54	.5000-.067P-2L-TS-2A
9	1.040	26.42	M16x1.0-6g-0.100R	.980	24.89	.579	14.71	.100	2.54	.5625-.067P-2L-TS-2A
10	1.110	28.19	M18x1.0-6g-0.100R	1.050	26.67	.679	17.25	.100	2.54	.6250-.067P-2L-TS-2A
11	1.160	29.46	M19x1.0-6g-0.100R	1.110	28.19	.734	18.64	.100	2.54	.6875-.067P-2L-TS-2A
12	1.230	31.24	M21x1.0-6g-0.100R	1.170	29.72	.804	20.42	.100	2.54	.7500-.067P-2L-TS-2A
14	1.360	34.54	M24x1.0-6g-0.100R	1.320	33.53	.891	22.63	.100	2.54	.8750-.067P-2L-TS-2A
16	1.515	38.48	M27x1.0-6g-0.100R	1.444	36.68	1.049	26.64	.100	2.54	1.0000-.067P-2L-TS-2A
18	1.610	40.89	M30x1.0-6g-0.100R	1.570	39.88	1.148	29.16	.100	2.54	1.1250-.067P-2L-TS-2A
20	1.850	46.99	M34x1.0-6g-0.100R	1.760	44.70	1.252	31.80	.128	3.25	1.2500-.067P-2L-TS-2A
22	2.010	51.05	M37x1.0-6g-0.100R	1.913	48.59	1.369	34.77	.128	3.25	1.3750-.067P-2L-TS-2A
24	2.195	55.75	M41x1.0-6g-0.100R	2.070	52.58	1.509	38.33	.128	3.25	1.5000-.067P-2L-TS-2A

806-028 Jam Nut D-Hole Dimensions



Shell Size	ϕA		B	
	In.	mm.	In.	mm.
8	+0.005/-0.00	+0.13/-0.00	+0.005/-0.00	6.50
9	.640	16.26	.287	7.29
10	.719	18.26	.318	8.08
11	.759	19.28	.350	8.89
12	.837	21.26	.381	9.67
14	.955	24.26	.443	11.25
16	1.073	27.25	.505	12.83
18	1.192	30.28	.568	14.43
20	1.349	34.26	.630	16.00
22	1.467	37.26	.693	17.60
24	1.624	41.25	.755	19.18