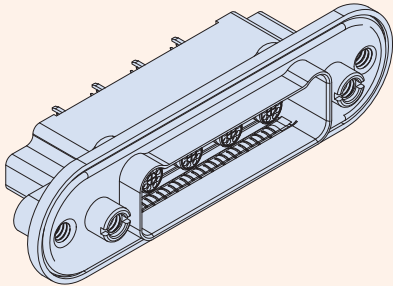


SERIES 792

High-Speed Ultraminiature Rectangular Connectors



792-008P El Ochito® PCB Receptacle Connectors, Panel Mount Straight PC Tail Ochito Octaxial Contacts



Octaxial PCB contacts. Blind mate. Panel mount with O-ring. Series 792 connectors are intended for 10Gb Ethernet, USB 3.0 and other multi-gigabit protocols. 792-008P panel mount connectors feature machined aluminum shells with polarizing lobes. Scoop-proof interface for problem-free service. Military-grade performance and construction.

Technical Data	
Specifications	
■	Operating temperature: -65 to +125 °C
■	Current rating, size 23 contact: 5A
■	Current rating, Ochito contacts: 1.5A
■	Voltage rating (DWV): 500 Vac
■	Shock: EIA-364-27 condition D
■	Vibration: EIA-364-28 condition V, letter E
■	Insulation Resistance: 5000 MΩ min.
■	Altitude immersion: 75,000 feet
Construction	
■	Shell: aluminum alloy
■	Metal insert: aluminum, nickel plated
■	Insulators: high-grade rigid dielectric
■	Contacts: copper alloy, 50 microinches gold over nickel plating
■	Interfacial seal: fluorosilicone blend
■	Potting compound: epoxy
■	EMI spring: copper alloy, nickel plated
■	O-ring: code F fluorosilicone, code C silver plated aluminum-filled fluorosilicone, code S gold plated copper alloy
■	Hardware: 300 series SST, passivated

How To Order

	Sample P/N → 792-008P	C-3P3	M	E	N	AA	F
Product	792-008P = Panel Receptacle, PC Tail Pin Contacts						
Insert Arrangement	See Table 2						
Shell Finish	M = Electroless Nickel MT = Nickel-PTFE ZR = Black Zinc-Nickel						
EMI Spring	E = EMI Spring N = Omit EMI Spring						
Mating Hardware (Table 1)	N = No hardware P = Jackposts B = Female Guide Bushings						
El Ochito® Protocol Code	See Table 3						
O-ring	N = No O-ring F = Fluorosilicone O-ring (non-conductive) C = Conductive fluorosilicone O-ring S = Metal EMI panel spring (non-environmental)						

Table 1 Mating Hardware

 N No Hardware Blind tapped holes	 P Jackposts 8-32 UNC-2B thread	 B Guide Bushings Non-removable
--	--	--

Table 2 Insert Arrangements

Cavity identification numbers shown are for mating face of receptacle connectors with pin contacts.
 * Insert arrangements with "G" designator are grounded type with metal insert. Insert arrangements with "P" designator have thermoplastic dielectric.

 1 Ochito A-1P1 A-1G1*	 1 Ochito, 2 #23 A-3P1	 2 Ochitos B-2P2 B-2G2*	 2 Ochitos, 4 #23 B-6P2	 3 Ochitos C-3P3 C-3G3*	 3 Ochitos, 6 #23 C-9P3	 4 Ochitos D-4P4 D-4G4*	 4 Ochitos, 8 #23 D-12P4
 5 Ochitos E-5P5 E-5G5*	 5 Ochitos, 10 #23 E-15P5	 9 Ochitos F-9P9 F-9G9*	 9 Ochitos, 22 #23 F-31P9				

SERIES 792

High-Speed Ultraminiature Rectangular Connectors



792-008P El Ochito® PCB Receptacle Connectors, Panel Mount Straight PC Tail Ochito Octaxial Contacts

Ochito Protocols



WHITE
10GBASE-T



BLUE
USB 3.0



RED
HDMI, SATA,
DisplayPort

The Ochito octaxial contact has a color-coded insulator signifying the data protocol. White is used for 10 Gb Ethernet, blue is used for USB 3.0, and red is used for multi gigabit 100 ohm protocols including HDMI, DisplayPort and SATA. The connector part number includes a protocol code from Table 3. This code enables combinations of these protocols.

792-008P Dimensions

Shell Size	A Max		B Basic		C Max		D Max		E ±.002 (0.05)		F Max		G Max		H Max	
	In.	mm.	In.	mm.	In.	mm.	In.	mm.	In.	mm.	In.	mm.	In.	mm.	In.	mm.
A	2.220	56.39	1.075	27.31	.690	17.53	1.699	43.15	.725	18.42	.460	11.68	1.310	33.27	1.984	50.39
B	2.595	65.91	1.450	36.83	1.065	27.05	2.074	52.68	1.100	27.94	.835	21.21	1.685	42.80	2.359	55.92
C	2.970	75.44	1.825	46.36	1.440	36.58	2.449	62.20	1.475	37.47	1.210	30.73	2.060	52.32	2.734	69.44
D	3.345	84.96	2.200	55.88	1.815	46.10	2.824	71.73	1.850	46.99	1.585	40.26	2.435	61.85	3.109	78.97
E	3.720	94.49	2.575	65.41	2.190	55.62	3.199	81.25	2.225	56.52	1.960	49.78	2.810	71.37	3.484	88.49
F	3.720	94.49	2.575	65.41	2.190	55.62	3.199	81.25	2.225	56.52	1.960	49.78	2.810	71.37	3.484	88.49

Table 3 Protocol Code

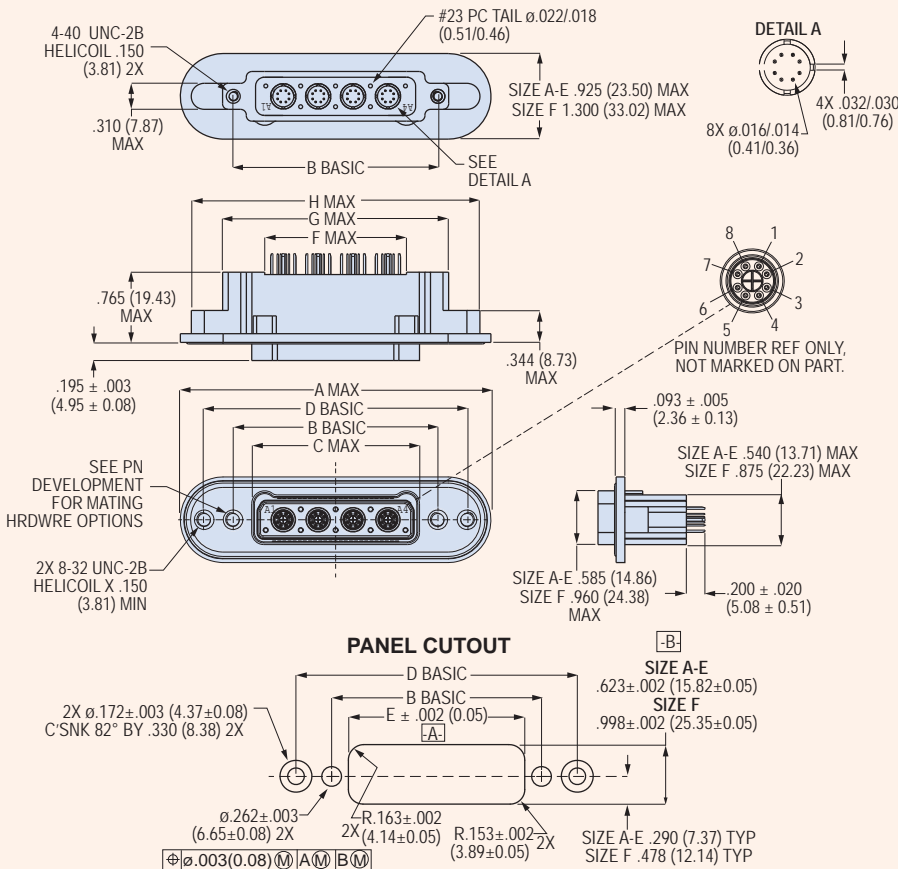
Code AA



Code AH



Code	Cavity								
	A1	A2	A3	A4	A5	A6	A7	A8	A9
AA	W	W	W	W	W	W	W	W	W
AB	B	W	W	W	W	W	W	W	W
AC	R	W	W	W	W	W	W	W	W
AD	B	B	W	W	W	W	W	W	W
AE	R	B	W	W	W	W	W	W	W
AF	R	R	W	W	W	W	W	W	W
AG	B	B	B	W	W	W	W	W	W
AH	R	B	B	W	W	W	W	W	W
AJ	R	R	B	W	W	W	W	W	W
AK	R	R	R	W	W	W	W	W	W
AL	B	B	B	B	W	W	W	W	W
AM	R	B	B	B	W	W	W	W	W
AN	R	R	B	B	W	W	W	W	W
AP	R	R	R	B	W	W	W	W	W
AQ	R	R	R	R	W	W	W	W	W
AR	B	B	B	B	B	W	W	W	W
AS	R	B	B	B	B	W	W	W	W
AT	R	R	B	B	B	W	W	W	W
AV	R	R	R	B	B	W	W	W	W
AW	R	R	R	R	B	W	W	W	W
AX	R	R	R	R	R	W	W	W	W
AY	B	B	B	B	B	B	W	W	W
AZ	R	B	B	B	B	B	W	W	W
BA	R	R	B	B	B	B	W	W	W
BB	R	R	R	B	B	B	W	W	W
BC	R	R	R	R	B	B	W	W	W
BD	R	R	R	R	R	B	W	W	W
BE	R	R	R	R	R	R	W	W	W
BF	B	B	B	B	B	B	B	W	W
BG	R	B	B	B	B	B	B	W	W
BH	R	R	B	B	B	B	B	W	W
BJ	R	R	R	B	B	B	B	W	W
BK	R	R	R	R	B	B	B	W	W
BL	R	R	R	R	R	B	B	W	W
BM	R	R	R	R	R	R	B	W	W
BN	R	R	R	R	R	R	R	W	W
BP	B	B	B	B	B	B	B	B	W
BQ	R	B	B	B	B	B	B	B	W
BR	R	R	B	B	B	B	B	B	W
BS	R	R	R	B	B	B	B	B	W
BT	R	R	R	R	B	B	B	B	W
BV	R	R	R	R	R	B	B	B	W
BW	R	R	R	R	R	R	B	B	W
BX	R	R	R	R	R	R	R	B	W
BY	R	R	R	R	R	R	R	R	W
BZ	B	B	B	B	B	B	B	B	B
CA	R	B	B	B	B	B	B	B	B
CB	R	R	B	B	B	B	B	B	B
CC	R	R	R	B	B	B	B	B	B
CD	R	R	R	R	B	B	B	B	B
CE	R	R	R	R	R	B	B	B	B
CF	R	R	R	R	R	R	B	B	B
CG	R	R	R	R	R	R	R	B	B
CH	R	R	R	R	R	R	R	R	B
CJ	R	R	R	R	R	R	R	R	R



SERIES 792

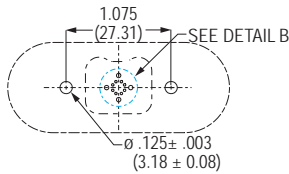
High-Speed Ultraminiature Rectangular Connectors



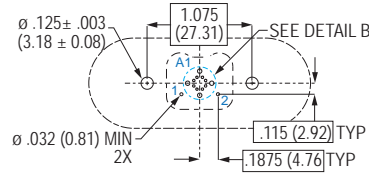
792-008P El Ochito® PCB Receptacle Connectors, Panel Mount

Straight PC Tail Ochito Octaxial Contacts

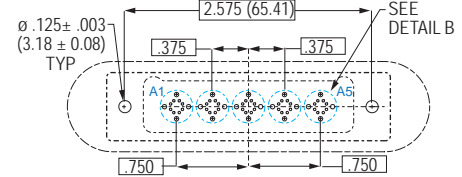
792-008P Printed Circuit Board Layouts



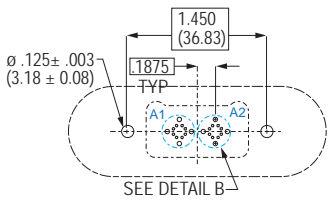
A-1P1, A-1G1



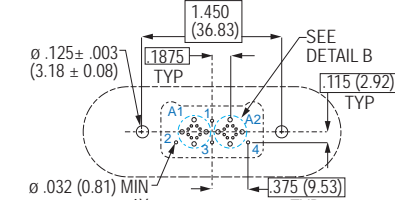
A-3P1



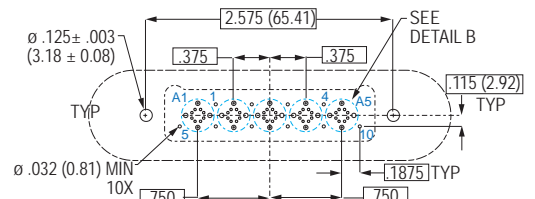
E-5P5, E-5G5



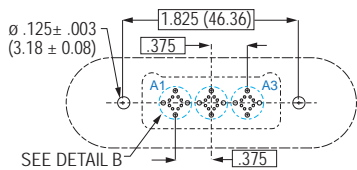
B-2P2, B-2G2



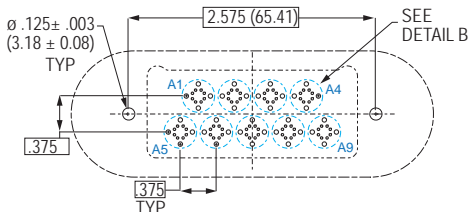
B-6P2



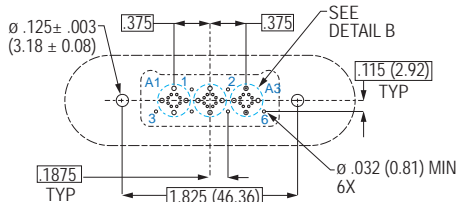
E-15P5



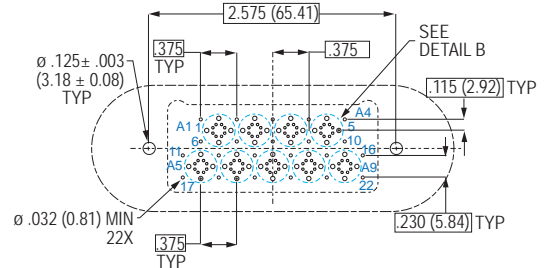
C-3P3, C-3G3



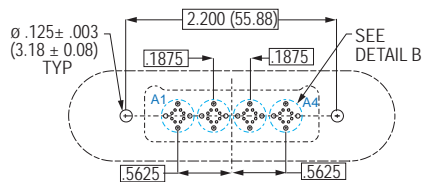
F-9P9, F-9G9



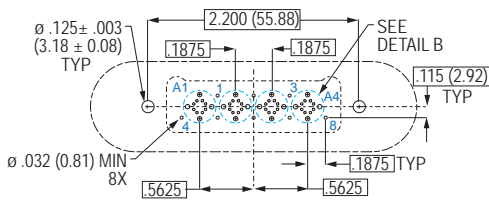
C-9P3



F-31P9



D-4P4, D-4G4



D-12P4

