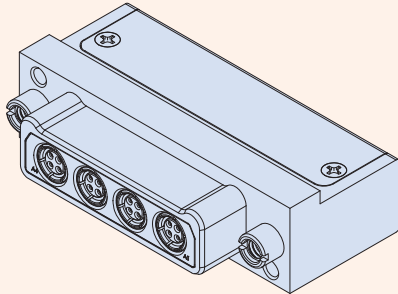


792-022S Quadrax Right Angle PCB Plug Connectors Epoxy-Sealed 90° PC Tail Quadrax Contacts



Technical Data

Specifications

- Operating temperature: -65 to +175 °C
- Current rating, size 23 contact: 5A
- Current rating, Quadrax contacts: 1.5A
- Voltage rating (DWV): 750 Vac
- Shock: EIA-364-27 condition D
- Vibration: EIA-364-28 condition V, letter E
- Insulation Resistance: 5000 MΩ min.
- Shell-to-shell resistance with EMI spring: 2.5 mΩ max.
- Altitude immersion: 75,000 feet

Construction

- Shell: aluminum alloy
- Metal insert: aluminum, nickel plated
- Insulators: high-grade rigid dielectric
- Size 23 contacts: copper alloy, 50 microinches gold over nickel plating
- Quadrax contacts: Copper alloy, 50 microinches gold over nickel plating. Insulators: high-grade rigid thermoplastic
- Hardware: 300 series SST, passivated
- Potting compound: epoxy

Board mount Quadrax contacts. EMI protection. Series 792 PCB Quadrax connectors are intended for 100BASE-T and ARINC 664 protocols. 792-022S connectors feature quadrax contacts with right angle printed circuit board tails, machined aluminum shells and environmental protection. Contacts are epoxy-sealed and are non-removeable. Scoop-proof interface for problem-free service. Military-grade performance and construction.

How To Order

	Sample P/N → 792-022S	D-4P4	M	P
Product	792-022S = Right Angle PCB Plug, Quadrax Socket Contacts			
Insert Arrangement	See Table 2			
Shell Finish	M = Electroless Nickel MT = Nickel-PTFE ZR = Black Zinc-Nickel			
Mating Hardware (Table 1)	N = No Hardware P = Jackposts G = Guide Pins			

Table 1 Mating Hardware

 N No Hardware Blind tapped holes	 P Jackposts Non-removable 8-32 UNC-2B thread	 G Guide Pins Non-removable
--	---	--

Table 2 Insert Arrangements

Cavity identification numbers shown are for mating face of plug connectors with socket contacts.

* Insert arrangements with "G" designator are grounded type with metal insert. Insert arrangements with "P" designator have thermoplastic dielectric.



1 Quadrax
A-1P1
A-1G1*



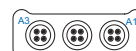
1 Quadrax, 2 #23
A-3P1



2 Quadrax
B-2P2
B-2G2*



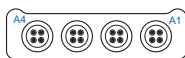
2 Quadrax, 4 #23
B-6P2



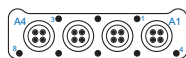
3 Quadrax
C-3P3
C-3G3*



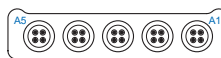
3 Quadrax, 6 #23
C-9P3



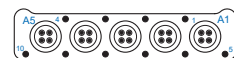
4 Quadrax
D-4P4
D-4G4*



4 Quadrax, 8 #23
D-12P4



5 Quadrax
E-5P5
E-5G5*



5 Quadrax, 10 #23
E-15P5

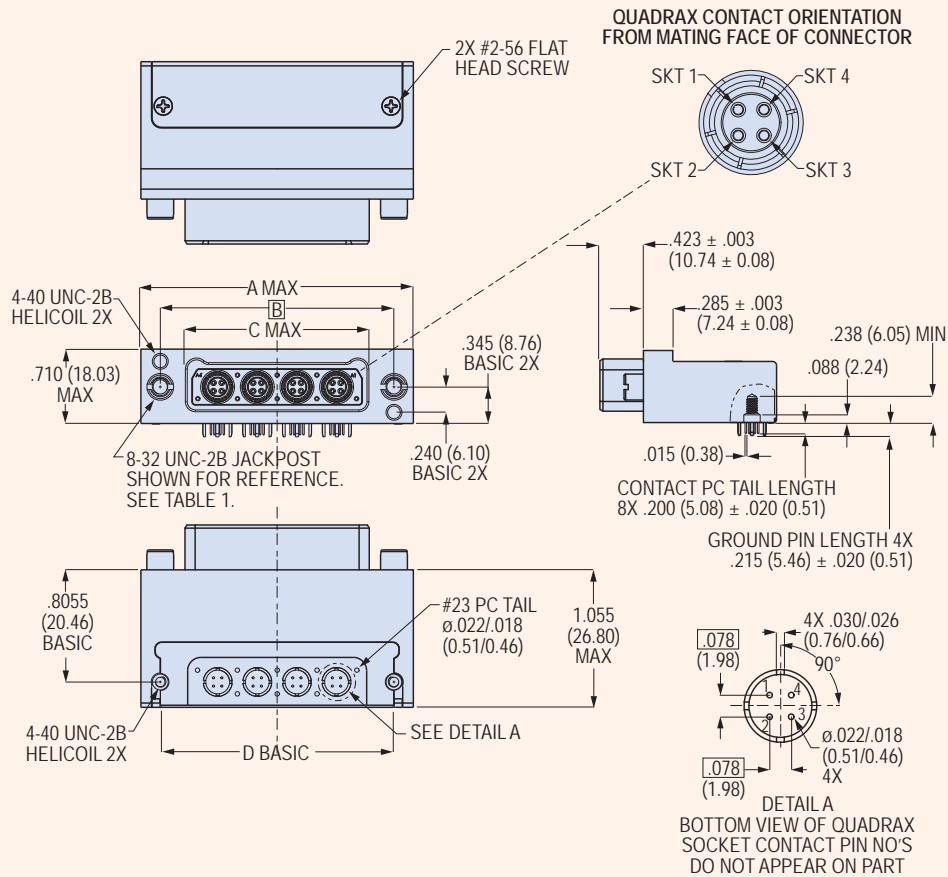
SERIES 792

High-Speed Ultraminiature Rectangular Connectors

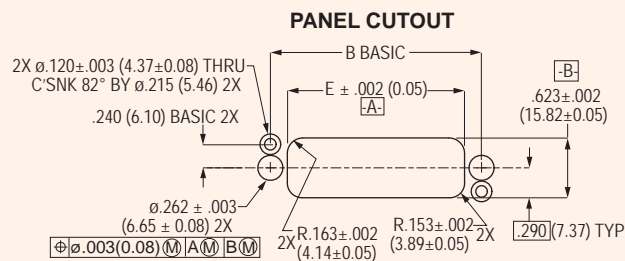
792-022S Quadrax Right Angle PCB Plug Connectors Epoxy-Sealed 90° PC Tail Quadrax Contacts

792-022S Dimensions

Shell Size	A Max		B Basic		C Max		D Basic		E ±.002 (0.05)	
	In.	mm.	In.	mm.	In.	mm.	In.	mm.	In.	mm.
A	1.455	36.96	1.075	27.31	.615	15.62	1.075	27.31	.725	18.42
B	1.830	46.48	1.450	36.83	.990	25.15	1.450	36.83	1.100	27.94
C	2.205	56.01	1.825	46.36	1.365	34.67	1.825	46.36	1.475	37.47
D	2.580	65.53	2.200	55.88	1.740	44.20	2.200	55.88	1.850	46.99
E	2.955	75.06	2.575	65.41	2.115	53.72	2.575	65.41	2.225	56.52



792-022S Panel Cutout



792-022S Quadrax Right Angle PCB Plug Connectors

Epoxy-Sealed 90° PC Tail Quadrax Contacts

792-022S Printed Circuit Board Layouts

