


SERIES 792

High-Speed Ultraminiature Rectangular Connectors



Series 792 Keying Option

Modification Code 1104



Plug connector with key at position B

Mod Code 1104 Polarizing Keys

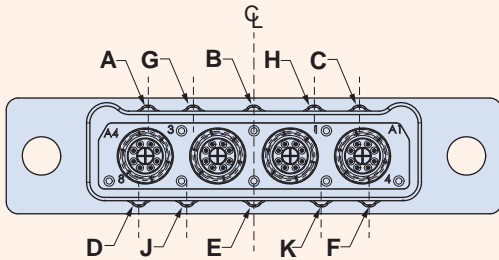
Series 792 connectors are available with an optional polarizing key. Keyed plug connectors have a raised boss on the shell as shown in the photograph at left. Receptacles have corresponding keyway. Ordering is simple—just add the keying position letter designator to the end of the part number.

Note: keyed receptacles will mate with unkeyed plugs.

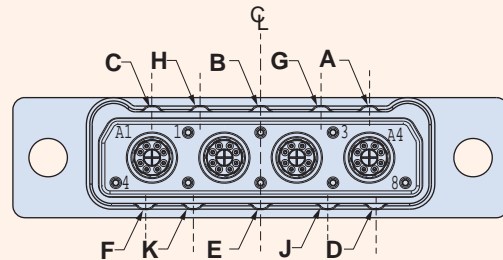
Mod Code -1104 Keying Option Ordering Example

Step 1	Create a Series 792 Part Number	792-001SD-4W4MS
Step 2	Add key position letter designator	792-001SD-4W4MS- 1104A

MOD-1104 POLARIZING KEY LOCATIONS
PLUG CONNECTOR MATING FACE



MOD-1104 POLARIZING KEY LOCATIONS
RECEPTACLE CONNECTOR MATING FACE



Key Locations

Key Position Offset From Vertical Centerline

Shell Size	Position A		Position B		Position C		Position D		Position E		Position F		Position G		Position H		Position J		Position K	
	In.	mm.	In.	mm.	In.	mm.	In.	mm.	In.	mm.	In.	mm.	In.	mm.	In.	mm.	In.	mm.	In.	mm.
A	.025	0.64	.000	.00	.025	0.64	.100	2.54	.000	.00	.100	2.54	POSITIONS G, H, J AND K ARE NOT AVAILABLE FOR SHELL SIZE A, B AND C							
B	.200	2.29	.000	.00	.200	2.29	.325	8.26	.000	.00	.325	8.26								
C	.375	9.53	.000	.00	.375	9.53	.500	12.70	.000	.00	.500	12.70								
D	.550	13.97	.000	.00	.550	13.97	.600	15.24	.000	.00	.600	15.24	.550	13.97	.000	.00	.550	13.97	.600	15.24
E	.700	17.78	.000	.00	.700	17.78	.750	19.05	.000	.00	.750	19.05	.700	17.78	.000	.00	.700	17.78	.750	19.05
F	.700	17.78	.000	.00	.700	17.78	.750	19.05	.000	.00	.750	19.05	.700	17.78	.000	.00	.700	17.78	.750	19.05