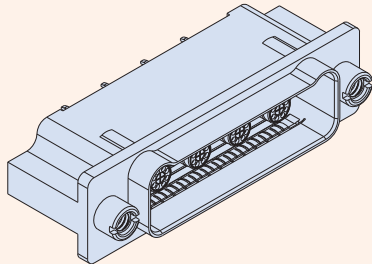


SERIES 792

High-Speed Ultraminiature Rectangular Connectors



792-006P El Ochito® PCB Receptacle Connectors Straight PC Tail Ochito Octaxial Contacts



Ultraminiature. High-speed. EMI protection. Series 792 connectors are intended for 10Gb Ethernet, USB 3.0 and other multi-gigabit protocols. 792-006P connectors feature straight printed circuit board tails, Ochito octaxial contacts, machined aluminum shells and environmental protection. Scoop-proof interface for problem-free service. Military-grade performance and construction.

Technical Data

Specifications

- Operating temperature: -65 to +125 °C
- Current rating, size 23 contact: 5A
- Current rating, Ochito contacts: 1.5A
- Voltage rating (DWV): 500 Vac
- Shock: EIA-364-27 condition D
- Vibration: EIA-364-28 condition V, letter E
- Insulation Resistance: 5000 MΩ min.
- Shell-to-shell resistance with EMI spring: 2.5 mΩ max.
- Altitude immersion: 75,000 feet

Construction

- Shell: aluminum alloy
- Metal insert: aluminum, nickel plated
- Insulators: high-grade rigid dielectric
- Interfacial seal: fluorosilicone blend
- Size 23 contacts: copper alloy, 50 microinches gold over nickel plating
- Ochito contacts
inner and outer contacts: copper alloy, 50 microinches gold over nickel plating. Insulators: high-grade rigid thermoplastic. Spline: nickel-plated copper alloy (Ochito White), polyimide (Ochito Blue and Red)
- Hardware: 300 series SST, passivated

How To Order

	Sample Part Number → 792-006P	D-4P4	MT	E	R1	AA
Product	792-006P = PCB Receptacle, Pin Contacts					
Insert Arrangement	See Table 2					
Shell Finish	M = Electroless Nickel MT = Nickel-PTFE ZR = Black Zinc-Nickel					
EMI Spring	E = EMI spring N = No EMI spring					
Mating Hardware (Table 1)	N = No jackposts P = Jackposts R1 = Rear panel jackposts, .032 (0.81) panel R2 = Rear panel jackposts, .050 (1.27) panel R3 = Rear panel jackposts, .062 (1.59) panel R4 = Rear panel jackposts, .080 (2.03) panel R5 = Rear panel jackposts, .093 (2.36) panel R6 = Rear panel jackposts, .125 (3.18) panel					
El Ochito® Protocol Code	See Table 3					

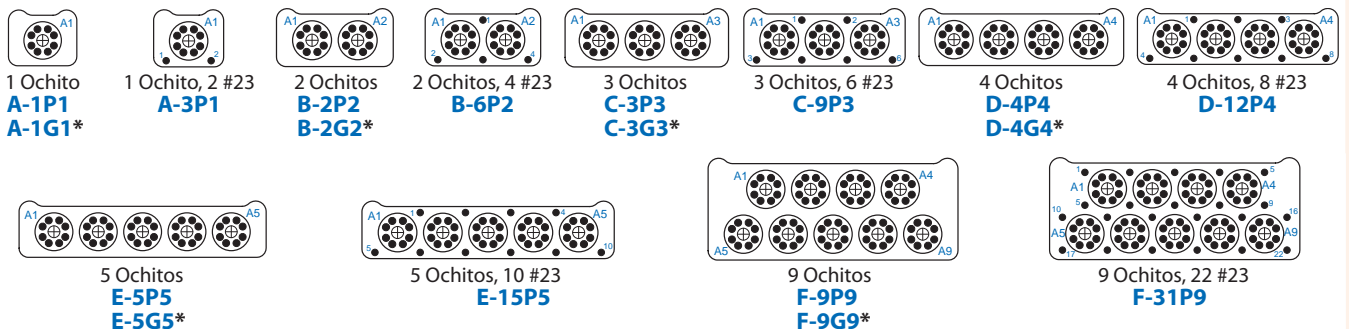
Table 1 Mating Hardware

 N No Hardware Blind tapped holes	 P Jackposts 8-32 UNC-2B thread	 R1 – R6 Rear Panel Jackposts 8-32 UNC-2B thread.
--	--	--

Table 2 Insert Arrangements

Cavity identification numbers shown are for mating face of receptacle connectors with pin contacts.

* Insert arrangements with "G" designator are grounded type with metal insert. Insert arrangements with "P" designator have thermoplastic dielectric.



SERIES 792

High-Speed Ultraminiature Rectangular Connectors



792-006P El Ochito® PCB Receptacle Connectors Straight PC Tail Ochito Octaxial Contacts

Ochito Protocols



WHITE
10GBASE-T

BLUE
USB 3.0

RED
HDMI, SATA,
DisplayPort

The Ochito octaxial contact has a color-coded insulator signifying the data protocol. White is used for 10 Gb Ethernet, blue is used for USB 3.0, and red is used for multi gigabit 100 ohm protocols including HDMI, DisplayPort and SATA. The connector part number includes a protocol code from Table 3. This code enables combinations of these protocols.


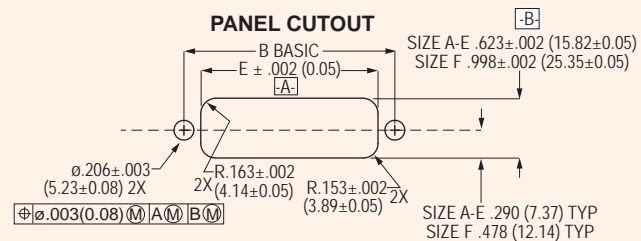
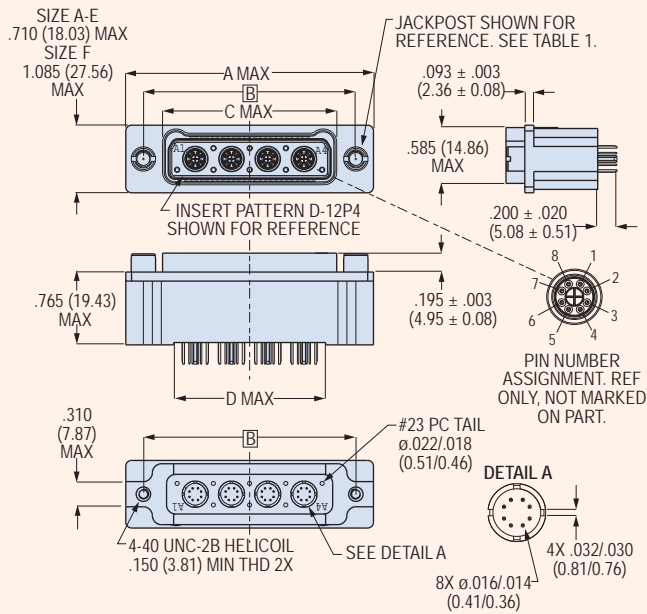


Table 3 Protocol Code

Code	Cavity									Code	Cavity								
	A1	A2	A3	A4	A5	A6	A7	A8	A9		A1	A2	A3	A4	A5	A6	A7	A8	A9
AA	W	W	W	W	W	W	W	W	W	BF	B	B	B	B	B	B	W	W	
AB	B	W	W	W	W	W	W	W	W	BG	R	B	B	B	B	B	W	W	
AC	R	W	W	W	W	W	W	W	W	BH	R	R	B	B	B	B	W	W	
AD	B	B	W	W	W	W	W	W	W	BJ	R	R	R	B	B	B	W	W	
AE	R	B	W	W	W	W	W	W	W	BK	R	R	R	R	B	B	W	W	
AF	R	R	W	W	W	W	W	W	W	BL	R	R	R	R	B	B	W	W	
AG	B	B	B	W	W	W	W	W	W	BM	R	R	R	R	R	B	W	W	
AH	R	B	B	W	W	W	W	W	W	BN	R	R	R	R	R	R	W	W	
AJ	R	R	B	W	W	W	W	W	W	BP	B	B	B	B	B	B	B	W	
AK	R	R	R	W	W	W	W	W	W	BQ	R	B	B	B	B	B	B	W	
AL	B	B	B	B	W	W	W	W	W	BR	R	R	B	B	B	B	B	W	
AM	R	B	B	B	W	W	W	W	W	BS	R	R	R	B	B	B	B	W	
AN	R	R	B	B	W	W	W	W	W	BT	R	R	R	R	B	B	B	W	
AP	R	R	R	B	W	W	W	W	W	BV	R	R	R	R	B	B	B	W	
AQ	R	R	R	R	W	W	W	W	W	BW	R	R	R	R	R	B	B	W	
AR	B	B	B	B	B	W	W	W	W	BX	R	R	R	R	R	R	B	W	
AS	R	B	B	B	B	W	W	W	W	BY	R	R	R	R	R	R	R	W	
AT	R	R	B	B	B	W	W	W	W	BZ	B	B	B	B	B	B	B	B	
AV	R	R	R	B	B	W	W	W	W	CA	R	B	B	B	B	B	B	B	
AW	R	R	R	R	B	W	W	W	W	CB	R	R	B	B	B	B	B	B	
AX	R	R	R	R	R	W	W	W	W	CC	R	R	R	B	B	B	B	B	
AY	B	B	B	B	B	B	W	W	W	CD	R	R	R	R	B	B	B	B	
AZ	R	B	B	B	B	B	W	W	W	CE	R	R	R	R	R	B	B	B	
BA	R	R	B	B	B	B	W	W	W	CF	R	R	R	R	R	R	B	B	
BB	R	R	R	B	B	B	W	W	W	CG	R	R	R	R	R	R	R	B	
BC	R	R	R	R	B	B	W	W	W	CH	R	R	R	R	R	R	R	B	
BD	R	R	R	R	R	B	W	W	W	CJ	R	R	R	R	R	R	R	R	
BE	R	R	R	R	R	R	W	W	W										



792-006P Dimensions

Shell Size	A Max		B Basic		C Max		D Max		E ±.002 (0.05)	
	In.	mm.	In.	mm.	In.	mm.	In.	mm.	In.	mm.
A	1.455	36.96	1.075	27.31	.690	17.53	.460	11.68	.725	18.42
B	1.830	46.48	1.450	36.83	1.065	27.05	.835	21.21	1.100	27.94
C	2.205	56.01	1.825	46.36	1.440	36.58	1.210	30.73	1.475	37.47
D	2.580	65.53	2.200	55.88	1.815	46.10	1.585	40.26	1.850	46.99
E	2.955	75.06	2.575	65.41	2.190	55.63	1.960	49.78	2.225	56.52
F	2.955	75.06	2.575	65.41	2.190	55.63	1.960	49.78	2.225	56.52

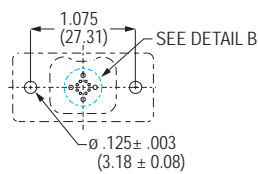
SERIES 792

High-Speed Ultraminiature Rectangular Connectors

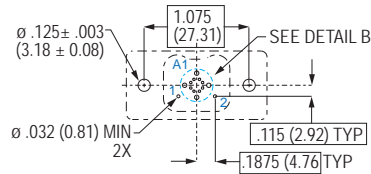


792-006P El Ochito® PCB Receptacle Connectors Straight PC Tail Ochito Octaxial Contacts

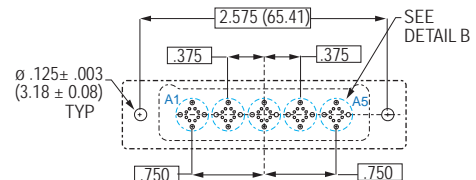
792-006P Printed Circuit Board Layouts



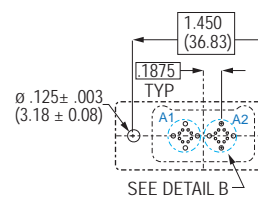
A-1P1, A-1G1



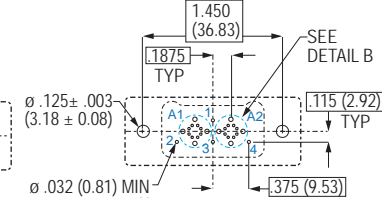
A-3P1



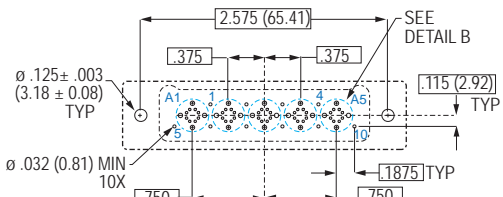
E-5P5, E-5G5



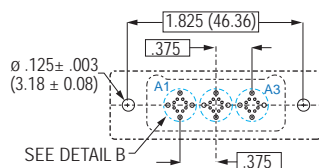
B-2P2, B-2G2



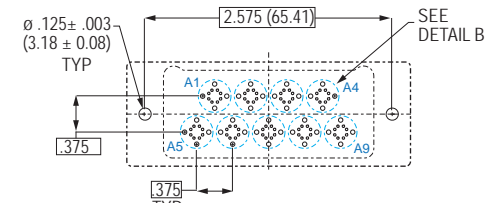
B-6P2



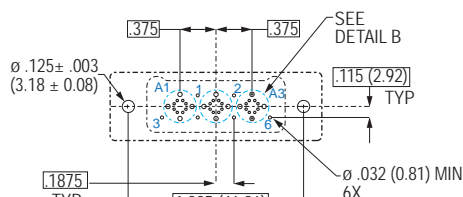
E-15P5



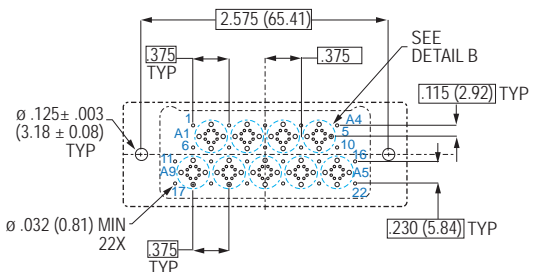
C-3P3, C-3G3



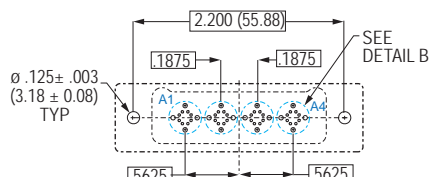
F-9P9, F-9G9



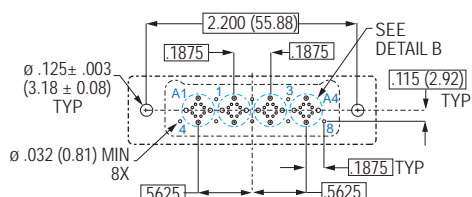
C-9P3



F-31P9



D-4P4, D-4G4



D-12P4

