

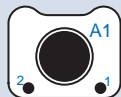
Insert Arrangements

Insert Arrangements


Mating face of plug (socket contacts) shown below
(and pictured at right).
Receptacle cavity (pin contacts) numbers are reversed.



A-1W1
A-1G1*
1 #8



A-3W1
A-3G1*
1 #8
2 #23



B-2W2
B-2G2*
2 #8



B-6W2
2 #8
4 #23



C-3W3
C-3G3*
3 #8



C-9W3
3 #8
6 #23



D-4W4
D-4G4*
4 #8




D-12W4
4 #8
8 #23




E-5W5
E-5G5*
5 #8



E-15W5
5 #8
10 #23



F-9W9
F-9G9*
9 #8



F-31W9
9 #8
22 #23

Contact Key

-  **Size #8**
-  **Size #23**

* Grounded aluminum insert