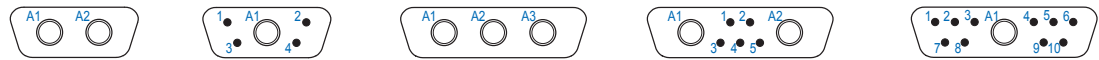


# SERIES 28 HiPer-D® Combo Connectors



## Reference and Technical Data Combo HiPer-D® power, signal and RF contact arrangements

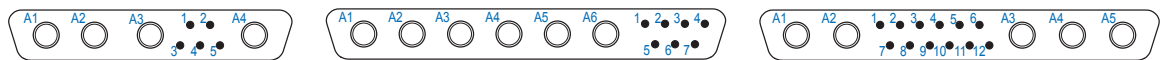
Mating face of pin connector. Socket connector numbers are reversed.



Arrangement	<b>1-2W2</b>	<b>1-5W1</b>	<b>2-3W3</b>	<b>2-7W2</b>	<b>2-11W1</b>
Shell Size	1	1	2	2	2
Contacts	2 #8	4 #20, 1 #8	3 #8	5 #20, 2 #8	10 #20, 1 #8




Arrangement	<b>3-13W3</b>	<b>3-17W2</b>	<b>3-21W1</b>	<b>3-5W5</b>
Shell Size	3	3	3	3
Contacts	10 #20, 3 #8	15 #20, 2 #8	20 #20, 1 #8	5 #8



Arrangement	<b>3-9W4</b>	<b>4-13W6</b>	<b>4-17W5</b>
Shell Size	3	4	4
Contacts	5 #20, 4 #8	7 #20, 6 #8	12 #20, 5 #8



Arrangement	<b>4-21WA4</b>	<b>4-25W3</b>
Shell Size	4	4
Contacts	17 #20, 4 #8	22 #20, 3 #8



Arrangement	<b>4-27W2</b>	<b>4-8W8</b>
Shell Size	4	4
Contacts	25 #20, 2 #8	8 #8



Arrangement	<b>5-24W7</b>	<b>5-36W4</b>
Shell Size	4	5
Contacts	17 #20, 7 #8	32 #20, 4 #8



Arrangement	<b>5-43W2</b>	<b>5-47W1</b>
Shell Size	5	5
Contacts	41 #20, 2 #8	46 #20, 1 #8