

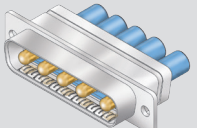

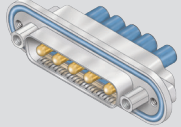
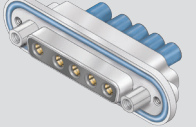
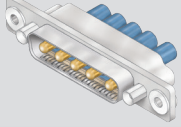
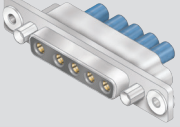


# SERIES 28 HiPer-D® Combo Connectors

## Product Selection Guide

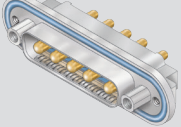

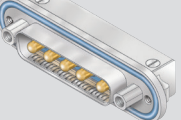
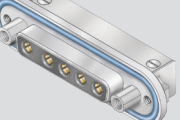
### Product Overview

Introduction to Combo HiPer-D Connectors	Page C-2
Contact Arrangements	Page C-3
Materials and Finishes	Page C-4
Product Specifications	Page C-5





### Crimp Termination - for Attaching Wires

Inline		280-046 Pin Page C-6		280-047 Socket Page C-8
Rear Panel Mount		280-048 Pin Page C-10		280-049 Socket Page C-12
Float Mount		280-058 Pin Page C-14		280-059 Socket Page C-16
Integral Banding Platform		280-088 Pin Page C-18		280-089 Socket Page C-20

### PC Board - with Panel O-Ring

Straight PCB		280-050 Pin Page C-22		280-051 Socket Page C-24
Right Angle PCB		280-052 Pin Page C-26		280-053 Socket Page C-28

### PC Board - with Low Profile Flange

Straight PCB		280-054 Pin Page C-30		280-055 Socket Page C-32
Right Angle PCB		280-056 Pin Page C-34		280-057 Socket Page C-36