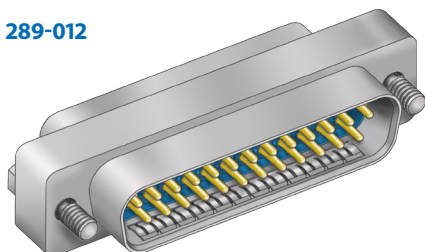


SERIES 28 HiPer-D® Accessories



Sav-Con® D-subminiature connector saver 289-012


289-012



Prevent damage to expensive instruments and cables with Glenair HiPer-D® Sav-Cons®. One side is a pin connector and the other side is a socket connector. Low profile one-piece machined aluminum housing and ground spring protect circuits from EMI problems. Contacts are heavy gold plated for improved durability. Available in standard density and high density contact arrangements. Contacts are factory-installed. Pin mating face has fluorosilicone rubber seal. Choose electroless nickel or gold shell finish for avionics and space applications. Choose cadmium for compatibility with cadmium or zinc plated M24308 connectors, or choose nickel-PTFE for maximum corrosion protection. Other materials and finishes available on request.


How To Order							
Contact Size	Contact Density	No. of Contacts	Shell Size	Electroless Nickel Shell Finish <i>Space, Avionics (ME)</i>	Gold Plated Shell <i>Space (Z2)</i>	Nickel-PTFE Finish <i>Maximum Corrosion Protection (MT)</i>	Cadmium Shell Finish <i>General Purpose (JF)</i>
#20	Standard	9	1	289-0121S9MEGR	289-0121S9Z2GR	289-0121S9MTGR	289-0121S9JFGR
		15	2	289-0122S15MEGR	289-0122S15Z2GR	289-0122S15MTGR	289-0122S15JFGR
		25	3	289-0123S25MEGR	289-0123S25Z2GR	289-0123S25MTGR	289-0123S25JFGR
		37	4	289-0124S37MEGR	289-0124S37Z2GR	289-0124S37MTGR	289-0124S37JFGR
		50	5	289-0125S50MEGR	289-0125S50Z2GR	289-0125S50MTGR	289-0125S50JFGR
#22	High Density	15	1	289-0121H15MEGR	289-0121H15Z2GR	289-0121H15MTGR	289-0121H15JFGR
		26	2	289-0122H26MEGR	289-0122H26Z2GR	289-0122H26MTGR	289-0122H26JFGR
		44	3	289-0123H44MEGR	289-0123H44Z2GR	289-0123H44MTGR	289-0123H44JFGR
		62	4	289-0124H62MEGR	289-0124H62Z2GR	289-0124H62MTGR	289-0124H62JFGR
		78	5	289-0125H78MEGR	289-0125H78Z2GR	289-0125H78MTGR	289-0125H78JFGR
		104	6	289-0126H104MEGR	289-0126H104Z2GR	289-0126H104MTGR	289-0126H104JFGR

STANDARD AND HIGH DENSITY CONTACT ARRANGEMENTS *(face view of pin connector)*




1S9

9 #20 Contacts



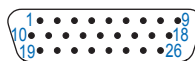
1H15

15 #22 Contacts




2S15

15 #20 Contacts



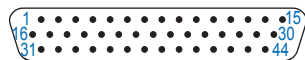
2H26

26 #22 Contacts



3S25

25 #20 Contacts



3H44

44 #22 Contacts



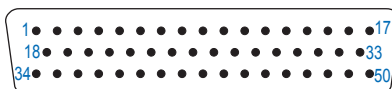
4S37

37 #20 Contacts



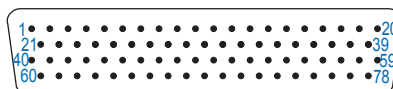
4H62

62 #22 Contacts




5S50

50 #20 Contacts



5H78

78 #22 Contacts



6H104

104 #22 Contacts

SERIES 28 HiPer-D® Accessories



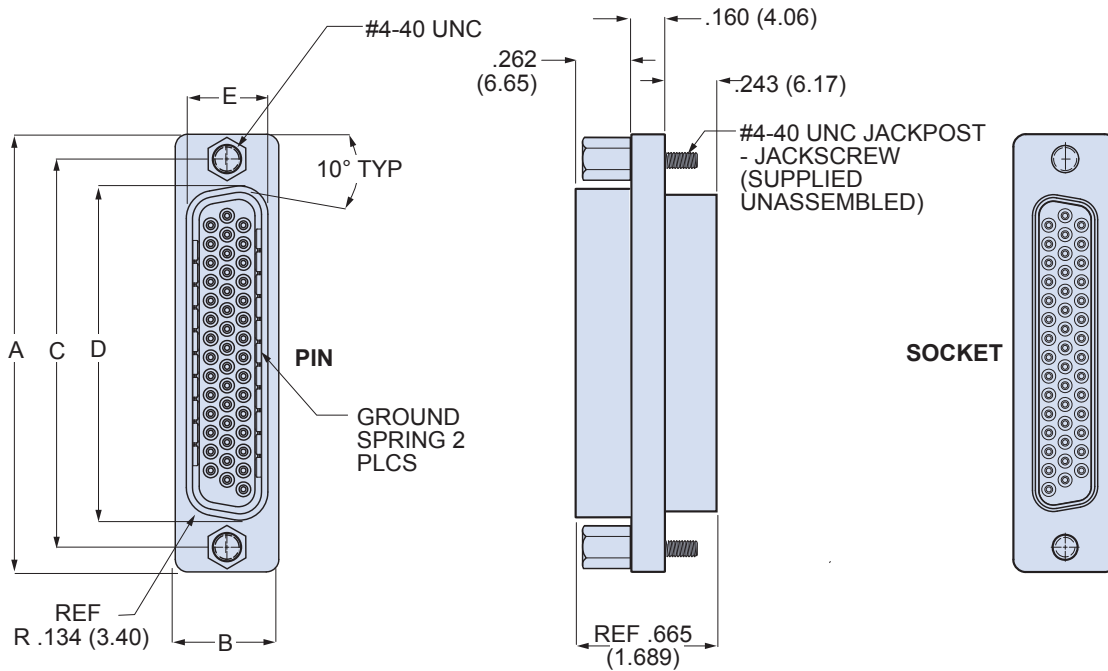
Sav-Con® D-subminiature connector saver 289-012

289-012 SAV-CON MATERIALS, FINISHES AND SPECIFICATIONS

Specifications	
Current Rating	#20 7.5 AMPS, #8 40 AMPS
Test Voltage	1000 VAC RMS
Insulation Resistance	5000 megohms minimum
Operating Temperature	-65° C. to +200° C.
Shock	300 g.
Vibration, Random	43.92 g.

Materials and Finishes	
Shell	Aluminum alloy
Contacts	Copper alloy, 50 microinches gold
Insulator	Thermoset epoxy
EMI Spring	Copper alloy, nickel plated
Face Seal	Fluorosilicone rubber
Hardware	300 series stainless steel

289-012 SAV-CON DIMENSIONS



Shell Size	A		B		C Basic		D		E		F		G	
	In .	mm.	In .	mm.	In.	mm.	In .	mm.	In .	mm.	In .	mm.	In .	mm.
1	± .015	± 0.38	± .015	± 0.38	.984	24.99	± .005	± 0.13	± .005	± 0.13	± .005	± 0.13	± .005	± 0.13
2	1.213	30.81	.494	12.55	1.312	33.32	.726	18.44	.329	8.36	.311	7.90	.643	16.33
3	1.541	39.14	.494	12.55	1.852	47.04	1.054	26.77	.329	8.36	.311	7.90	.971	24.66
4	2.088	53.04	.494	12.55	2.500	63.50	1.594	40.49	.329	8.36	.311	7.90	1.511	38.38
5	2.729	69.32	.494	12.55	2.500	63.50	2.242	56.95	.329	8.36	.311	7.90	2.159	54.84
6	2.635	66.93	.605	15.37	2.406	61.11	2.139	54.33	.441	11.20	.423	10.74	2.064	52.43
6	2.729	69.32	.668	16.97	2.500	63.50	2.272	57.71	.503	12.78	.486	12.34	2.189	55.60

F