

SERIES 80

Mighty Mouse Connectors and Cables

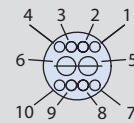
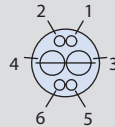


Size 20/23, 16/23, and 12/23 Combo Contact Layouts and PCB Footprints; Tested at 750 VAC

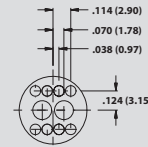
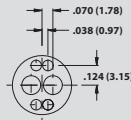
Contact Size, Quantity and Specifications						Contact Arrangement					
#23	20	#16	#12	AWG Accepted	Test Vac	Series 800	Series 801	Series 802	Series 803	Series 804	Series 805
12			1	#22-#28	750	10-200	10-200	10-200	10-200	10-200	12-200
4			2	#22-#28	750	10-201	10-201	10-201	10-201	10-201	12-201
6			2	#22-#28	750	12-200	13-200	12-200	12-200	12-200	15-200
10			2	#22-#28	750	12-201	13-201	12-201	12-201	12-201	15-201
4		2		#22-#28	750	9-200	9-200	9-200	9-200	9-200	11-200
8		2		#22-#28	750	10-202	10-202	10-202	10-202	10-202	12-202
58		4		#22-#28	750	15-206	17-206	15-206	15-206	15-206	19-206
4	2			#22-#28	750	8-200	8-200	8-200	8-200	8-200	10-200
8	2			#22-#28	750	9-201	9-201	9-201	9-201	9-201	11-201

SIZE 20 AND 23 COMBINATION CONTACT ARRANGEMENTS


Inert Arrangement
Mating Face View of Pin
Contacts



PCB Footprint



Series 800, 802, 803, 804	8-200		9-201	
Series 801	8-200		9-201	
Series 805	10-200		11-201	
Contact Size	#20	#23	#20	#23
No. of Contacts	2	4	2	8



SERIES 80

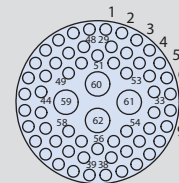
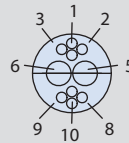
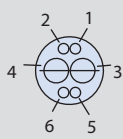
Mighty Mouse Connectors and Cables



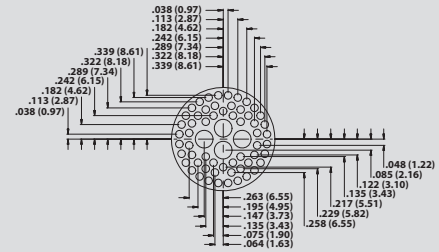
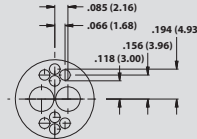
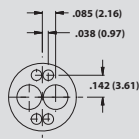
Size 20/23, 16/23, and 12/23 Combo Contact Layouts and PCB Footprints; Tested at 750 VAC

SIZE 16 AND 23 COMBINATION CONTACT ARRANGEMENTS

Inert Arrangement
Mating Face View of Pin Contacts



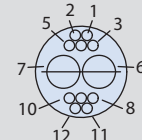
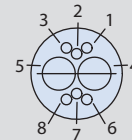
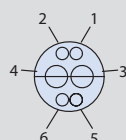

PCB Footprint



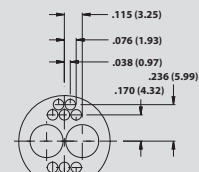
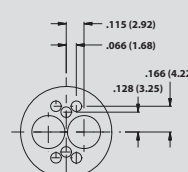
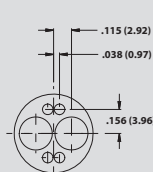
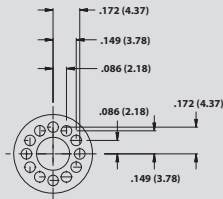
Series 800, 802, 803, 804	9-200		10-202		15-206	
Series 801	9-200		10-202		17-206	
Series 805	11-200		12-202		19-206	
Contact Size	#16	#23	#16	#23	#16	#23
No. of Contacts	2	4	2	8	4	58

SIZE 12 AND 23 COMBINATION CONTACT ARRANGEMENTS

Inert Arrangement
Mating Face View of Pin Contacts



PCB Footprint



Series 800, 802, 803, 804	10-200		10-201		12-200		12-201	
Series 801	10-200		10-201		13-200		13-201	
Series 805	12-200		12-201		15-200		15-201	
Contact Size	#12	#23	#12	#23	#12	#23	#12	#23
No. of Contacts	1	12	2	4	2	6	2	10

General Information and Reference