

SERIES 802, 3500 PSI SUBMERSIBLE
AquaMouse Connectors and Cables



Shielded and Overmolded, 3500 PSI Watertight
Harsh Environment Cordsets (Mated Condition)

Series 802 Harsh Environment Shielded Cordsets



Overmolded AquaMouse™ cordsets are used in oil and gas pipeline equipment and other hostile environments where interconnect reliability and survivability is essential. High performance cordsets feature easy ordering and fast delivery. These fully shielded and watertight assemblies withstand abrasion, temperature extremes, and chemicals. Flexible overmolding provides rugged, watertight protection to wire and shield.

Product Features


- 3500 PSI (mated)
- Rugged, watertight construction
- 100% electrically tested
- BandMaster ATS Shield Termination
- Abrasion Resistant
- Resistant to chemicals
- Withstands UV and ozone

Harsh Environment Cordset Selection Guide

Property	Polyurethane Jacket Polyurethane Overmold
Cable jacket	Thermoplastic polyurethane (TPU), black
Overmold	Thermoset polyurethane, black
Operating temperature	-40° C. to +105° C.
Flexibility	Good
Water Resistance	3500 PSI (mated)
Solvent Resistance, Cable Jacket	Excellent
Solvent Resistance, Overmold	Excellent
Weatherability	Excellent
Abrasion Resistance	Excellent
Flammability	Flame retardant UL 94 V-0

Specifications

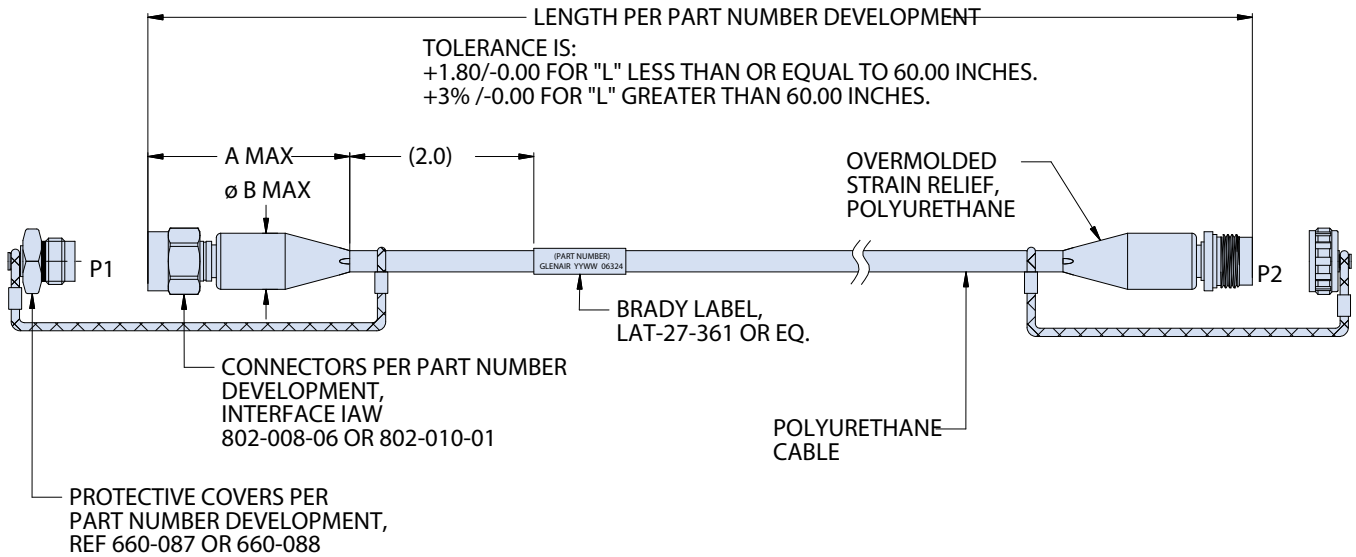
Cable jacket	Thermoplastic polyurethane, black
Overmold	thermoset polyurethane
Cable shield	Tin-coated copper braid, 90% minimum coverage
Conductors	Silver coated stranded wire, TFE insulated, per M22759/11
Shield Termination	Band-Master™ ATS stainless steel shield termination band
Current rating	#23-5 amps, #20-7.5 amps, #16-13 amps, #12-23 amps
Test voltage (DWV)	#23-500 Vac, #20-500 vac, #16 and #12-500 VAC sea level
Insulation resistance	200 Megohms minimum
Shielding effectiveness	50 dB minimum from 100MHz to 1000MHz.



SERIES 802, 3500 PSI SUBMERSIBLE AquaMouse Connectors and Cables



Shielded and Overmolded, 3500 PSI Watertight Harsh Environment Cordsets (Mated Condition)



Dimensions		
Shell Size	A Max.	B Max.
5	2.31 (58.67)	0.5 (12.70)
6	2.40 (60.96)	0.55 (13.97)
7	2.50 (63.50)	0.65 (16.51)
8	2.52 (64.01)	0.70 (17.78)
9	2.80 (71.12)	0.75 (19.05)
10	2.75 (69.85)	0.80 (20.32)
12	3.10 (78.74)	0.90 (22.86)
14	3.40 (86.36)	1.10 (27.94)
15	3.40 (86.36)	1.20 (30.48)
19	3.40 (86.36)	1.38 (35.05)
21	3.40 (86.36)	1.50 (38.10)


Plug Key Positions		
Key Position	Key Rotation	
	A°	B°
A Normal	150°	210°
B	75°	210°
C	95°	230°
D	140°	275°
E	75°	275°
F	95°	210°

Receptacle Keyway Positions		
Key Position	Key Rotation	
	A°	B°
A (Normal)	150°	210°
B	75°	210°
C	95°	230°
D	140°	275°
E	75°	275°
F	95°	210°

NOTES

- Double-ended cordsets are wired pin #1 to pin #1, #2 to #2, and so on.
- Wires are silver-coated stranded copper with TFE insulation, 600V, in accordance with M22759/11.
- Wire color is IAW MIL-STD-681 for cables containing 10 wires or less. For cable containing more than 10 wires, wire color is white.

SERIES 802 AQUAMOUSE



SERIES 802, 3500 PSI SUBMERSIBLE AquaMouse Connectors and Cables




Shielded and Overmolded, 3500 PSI Watertight Harsh Environment Cordsets (Mated Condition)

Series 802 Cordsets with #23 Contacts								
Sample Part Number								
802-058	-A	C	4	Z1	9-19	N	A	-36
Series	End A Connector	End B Connector	Wire Size	Shell Material/ Finish	Insert Arr.	Protective Cover	Shell Key Pos.	Length
802-058 Polyurethane Cable Jacket, Thermoset Polyurethane Overmold, 2500 PSI	-A Plug, with Male Pin Contacts -B Plug, with Female Socket Contacts -C Receptacle, with Male Pin Contacts -D Receptacle, with Female Socket Contacts	A Plug, with Male Pin Contacts B Plug, with Female Socket Contacts C Receptacle, with Male Pin Contacts D Receptacle, with Female Socket Contacts N No Connector (Single-Ended)	2 #22 AWG 4 #24 AWG	Z1 Stainless Steel Shell / Passivated ZM Stainless Steel Shell / Electroless Nickel Plated AB Marine Bronze Shell Unplated	See page F-3 for insert arr. Consult Factory for Combo Arr.	P Metal Protective Covers Included N No Covers Supplied	A Normal B Pos. B C Pos. C D Pos. D E Pos. E F Pos. F	Overall Length In Inches 12 Inch Min. Consult factory for lengths over 1200 in. (100 ft)

Series 802 Cordsets with #20HD Contacts								
Sample Part Number								
802-059	-A	C	0	Z1	9-210	N	A	-36
Series	End A Connector	End B Connector	Wire Size	Shell Material / Finish	Insert Arr.	Protective Cover	Shell Key Pos.	Length
802-059 Polyurethane Cable Jacket, Thermoset Polyurethane Overmold, 2500 PSI Rated	-A Plug, with Male Pin Contacts -B Plug, with Female Socket Contacts -C Receptacle, with Male Pin Contacts -D Receptacle, with Female Socket Contacts	A Plug, with Male Pin Contacts B Plug, with Female Socket Contacts C Receptacle, with Male Pin Contacts D Receptacle, with Female Socket Contacts N No Connector (Single-Ended)	0 #20 AWG 2 #22 AWG	Z1 Stainless Steel Shell / Passivated ZM Stainless Steel Shell / Electroless Nickel Plated AB Marine Bronze Shell Unplated	See page F-3 for insert arr. Consult Factory for Combo Arr.	P Metal Protective Covers Included N No Covers Supplied	A Normal B Pos. B C Pos. C D Pos. D E Pos. E F Pos. F	Overall Length In Inches 12 Inch Min. Consult factory for lengths over 1200 in. (100 ft)

SERIES 802 AQUAMOUSE



SERIES 802, 3500 PSI SUBMERSIBLE AquaMouse Connectors and Cables



Shielded and Overmolded, 3500 PSI Watertight Harsh Environment Cordsets (Mated Condition)

Series 802 Cordsets with #16 Contacts								
Sample Part Number								
802-060	-A	C	6	Z1	9-4	N	A	-48
Series	End A Connector	End B Connector	Wire Size	Shell Material / Finish	Insert Arr.	Protective Cover	Shell Key Pos.	Length
802-060 Polyurethane Cable Jacket, Thermoset Polyurethane Overmold, 2500 PSI Rated	-A Plug, with Male Pin Contacts	A Plug, with Male Pin Contacts	6 #16 AWG	Z1 Stainless Steel Shell / Passivated	See page F-3 for insert arr.	P Metal Protective Covers Included	A Normal	Overall Length In Inches
	-B Plug, with Female Socket Contacts	B Plug, with Female Socket Contacts	8 #18 AWG	ZM Stainless Steel Shell / Electroless Nickel Plated	Consult Factory for Combo Arr.	N No Covers Supplied	B Pos. B	12 Inch Min.
	-C Receptacle, with Male Pin Contacts	C Receptacle, with Male Pin Contacts		AB Marine Bronze Shell Unplated			C Pos. C	Consult factory for lengths over 1200 in. (100 ft)
	-D Receptacle, with Female Socket Contacts	D Receptacle, with Female Socket Contacts	N No Connector (Single-Ended)				D Pos. D E Pos. E F Pos. F	

Series 802 Cordsets with #12 Contacts								
Sample Part Number								
802-061	-A	C	0	Z1	10-2	N	A	-48
Series	End A Connector	End B Connector	Wire Size	Shell Material / Finish	Insert Arr.	Protective Cover	Shell Key Pos.	Length
802-061 Polyurethane Cable Jacket, Thermoset Polyurethane Overmold, 2500 PSI Rated	-A Plug, with Male Pin Contacts	A Plug, with Male Pin Contacts	2 #12 AWG	Z1 Stainless Steel Shell / Passivated	See page F-3 for insert arr.	P Metal Protective Covers Included	A Normal	Overall Length In Inches
	-B Plug, with Female Socket Contacts	B Plug, with Female Socket Contacts	4 #14 AWG	ZM Stainless Steel Shell / Electroless Nickel Plated	Consult Factory for Combo Arr.	N No Covers Supplied	B Pos. B	12 Inch Min.
	-C Receptacle, with Male Pin Contacts	C Receptacle, with Male Pin Contacts		AB Marine Bronze Shell Unplated			C Pos. C	Consult factory for lengths over 1200 in. (100 ft)
	-D Receptacle, with Female Socket Contacts	D Receptacle, with Female Socket Contacts	N No Connector (Single-Ended)				D Pos. D E Pos. E F Pos. F	

SERIES 802 AQUAMOUSE