

# SERIES 803 BAYONET-LOCK Mighty Mouse Connectors and Cables



## Plug with Banding Platform or Rear Accessory Threads and Crimp Contacts




**The compact size and rugged design of the Series 803** makes it suitable for light-to-medium duty applications where full water immersion is not required. Splash-proof design withstands exposure to rain and condensation. Bayonet coupling mechanism uses a rotating coupling nut on the plug and three integral bayonet pins on the receptacle. Push to mate, then rotate the coupling nut 90° to lock. Connector shells are machined aluminum or stainless steel. Supplied with crimp contacts, packaged separately. Terminate contacts with standard M22520 tools. Metal clips inside the connector body lock contact into place. Contacts are removable. Fluorosilicone seals and rear grommet protect connector from water ingress. Terminate cable shield directly to connector body with Band-Master ATS® strap, or choose rear accessory thread versions to attach optional cable clamps or backshells. Available in shell sizes 5 through 14 in 46 contact arrangements.

How To Order	
<b>Sample Part Number</b>	<b>803-001</b> <b>-06</b> <b>NF</b> <b>9-19</b> <b>P</b> <b>N</b>
<b>Series (See Table I)</b>	<b>803-001</b> = Plug with Banding Platform <b>803-002</b> = Plug with Accessory Thread
<b>Shell Style</b>	<b>-06</b> = Plug
<b>Shell Material and Finish</b>	<b>C</b> = Aluminum / Black Anodize (Non-Conductive) <b>M</b> = Aluminum / Electroless Nickel <b>MT</b> = Aluminum / Nickel-PTFE <b>NF</b> = Aluminum / Cadmium with Olive Drab Chromate <b>ZN</b> = Aluminum / Zinc-Nickel with Olive Drab Chromate <b>ZNU</b> = Aluminum / Zinc-Nickel with Black Chromate <b>Z1</b> = Stainless Steel / Passivated <b>UCR</b> = Aluminum / Zinc-Cobalt with Black Chromate
<b>Shell Size - Insert Arrangement</b>	See Contact Arrangements Page G-4
<b>Contact Type</b>	Connector supplied with contacts      Connector supplied without contacts <b>P</b> = Pin <b>A</b> = Pin Connector, less contacts <b>S</b> = Socket <b>B</b> = Socket Connector, less contacts Connectors with contacts are supplied with crimp contacts. Contacts not installed. For Coax contacts, order contacts separately and request pin or socket connector without contacts. El Ochito Contacts are not available.
<b>Polarization (See Table II)</b>	<b>N</b> = Normal <b>X</b> = Pos. X <b>Y</b> = Pos. y <b>Z</b> = Pos. Z

Table I: Series	
<b>803-001</b> Plug with Banding Platform	<b>803-002</b> Plug with Accessory Thread

Table II: Keyway Polarization			
<b>Pos.</b>	<b>A°</b>	<b>B°</b>	
N	150°	210°	
X	75°	210°	
Y	95°	230°	
Z	140°	275°	

SERIES 803 BAYONET-LOCK



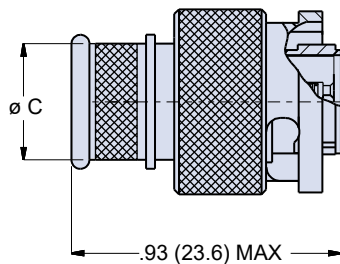
SERIES 803 BAYONET-LOCK

Mighty Mouse Connectors and Cables

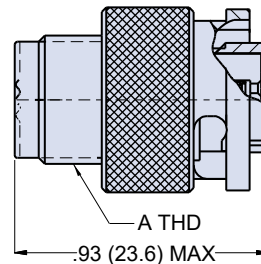


Plug with Banding Platform or Rear Accessory Threads and Crimp Contacts

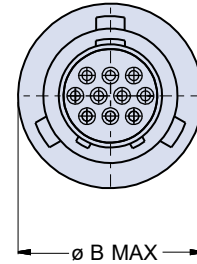
PLUG CONNECTOR



**Integral Band Platform**  
803-001



**Accessory Thread**  
803-002



Dimensions			
Shell Size	A Thread	Ø B Max	Ø C
5	.2500-32 UNEF-2A	.500 (12.70)	.245 (6.22)
6	.3125-32 UNEF-2A	.565 (14.35)	.290 (7.37)
7	.4375-28 UNEF-2A	.650 (16.51)	.390 (9.91)
8	.5000-28 UNEF-2A	.750 (19.05)	.440 (11.18)
9	.5625-24 UNEF-2A	.790 (20.07)	.500 (12.70)
10	.6250-24 UNEF-2A	.875 (22.23)	.562 (14.27)
12	.6875-24 UNEF-2A	.944 (23.98)	.650 (16.51)
14	.9375-20 UNEF-2A	1.095 (27.81)	.805 (20.45)

NOTES

1. Contacts are size 23 crimp type, and are used in a rear release retention system
2. For additional insert arrangements consult factory
3. Crimp barrel accommodates 22, 24, 26 and 28 gage wire
4. Crimp Tool Data:
  - Crimp Frame: M22520/2-01
  - Positioner for use with crimp frame: Glenair part no. 809-005
  - Insertion tool: Glenair part no. 809-013
  - Extraction tool: Glenair part no. 809-007 (metal tweezers type tool)
5. Material and Finish
  - Shell, coupling nut, jam-nut: Aluminum alloy or CRES / see how to order table
  - Insulator: High Grade Rigid Dielectric / N.A.
  - Interfacial seal, grommet seal, O-ring: fluorosilicone / N.A.
  - Contact: copper alloy / gold plate per ASTM B 488m, Type II, Code C, Class 1.25, over suitable underplate

SERIES 803 BAYONET-LOCK