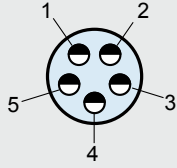


# Series 80 Mighty Mouse Technical Reference Contact Arrangements Table of Contents and Reference Material



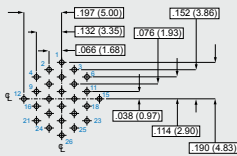
## PRODUCT SELECTION GUIDE



### Series 80 Contact Arrangements

Single contact size arrangements begin on B-3  
Combo contact size arrangements begin on B-6


Page B-2



### Series 80 Straight PCB Footprints

Single contact size arrangements begin on B-9  
Combo contact size arrangements begin on B-29

Page B-8



### Series 80 Recommended Torque Values

Page B-39



### Series 80 Product Specifications


Performance specs, materials and finishes

Page B-40



### Series 80 Space Grade Application Guidelines

Page B-47



### Series 80 Space Modification Codes and Material/Finish Codes

Page B-51

Dimensions in Inches (millimeters) are subject to change without notice.