

Mighty Mouse Connectors with Size #8 Quadrax, Twinax, Coax or Power Contacts

Size #8 50 Ohm Coax Contacts 852-042 and 852-043



Mighty Mouse
with #8 Contacts

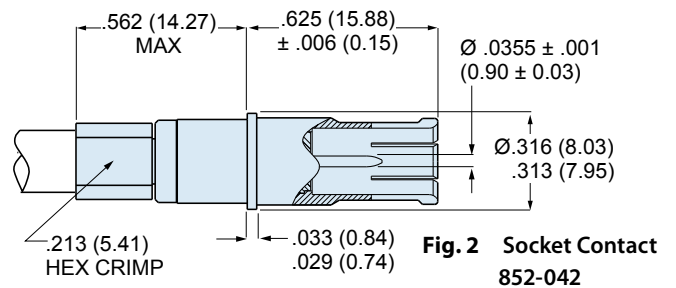
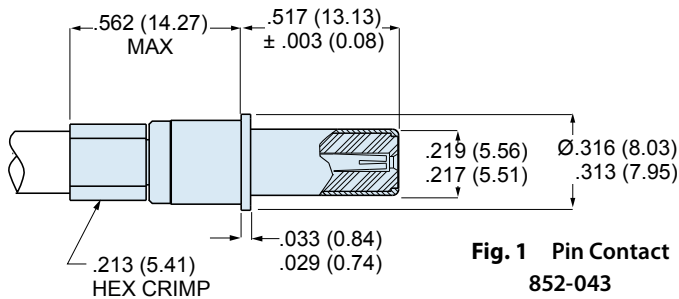
K

Size #8 50 ohm contacts for low loss high performance coax cable



Coax contacts fit Glenair Series 80 Mighty Mouse connectors and MIL-DTL-38999 Series I, III and IV connectors with size 8 contact cavities. 50 ohm nominal impedance. 0-2.5 GHz frequency range. Solder conductor to center contact is solder type, shield termination is crimp type. Supplied as unassembled kit with contact body, center contact, outer ferrule and sealing boot. Contacts are snap-in, rear release with plastic extraction tool. Gold-plated copper alloy, Fluoropolymer insulator. See following page for information on coaxial cable.

Fig.	Contact Type	Part Number Contact Only	Part Number Contact and Sealing Boot	Sealing Boot
Fig. 1	Pin	852-043	852-043F	859-042-02
Fig. 2	Socket	852-042	852-042F	859-042-02



Materials, Finishes	
Contact body, center contact, ferrule	Copper Alloy
Contact finish	50 microinches gold over nickel plating
Dielectric	Fluorocarbon

Specifications	
DESCRIPTION	REQUIREMENT
Nominal Impedance	50 Ohms
Frequency Range	0 - 2.5 GHz
Dielectric Withstanding Voltage	1300 Vac sea level, 250 Vac at 50,000 feet
Insulation Resistance	5000 megohms minimum
Durability	500 mating cycles

Contact Removal Tool

Plastic tool extracts wired contact from connector. First, remove sealing boot, then insert tool from rear of connector.

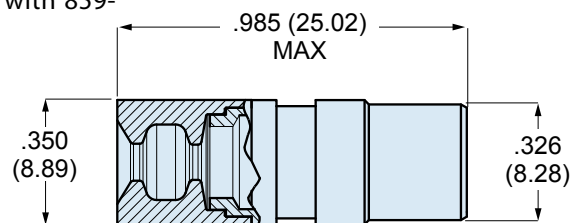
Size	Part Number	Military Part Number
#8	859-049	M81969/14-12



Sealing Boot

Optional sealing boot is recommended. Slide boot onto wire before terminating contact. After contact is installed in connector, slide boot forward into connector grommet to seal the contact cavity. "F" suffix on contact part number specifies contact supplied with 859-042-02 sealing boot.

Wire Dia. (in.)	Wire Dia. (mm.)	Part Number
.090 - .130	2.3 - 3.3	859-042-01
.130 - .170	3.3 - 4.3	859-042-02
.170 - .205	4.3 - 5.2	859-042-03



Dimensions in Inches (millimeters) are subject to change without notice.



Mighty Mouse Connectors with Size #8 Quadrax, Twinax, Coax or Power Contacts

Size #8 50 Ohm Coax Contacts 852-042 and 852-043

Termination tools for size #8 50 ohm coax contacts

K



A

Terminate inner contact to center conductor of cable with soldering iron. The outer ferrule is terminated to the cable shield with a M22520/5-01 parallel action crimper and a hex die.



B

A Parallel action tool terminates cable shield to contact ferrule. 11 inches OAL, 2.0 pounds. Anodized aluminum frame, steel mechanism, plastic handles. Accepts all M22520/5 die sets.

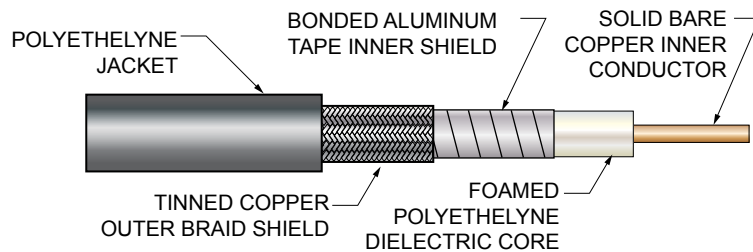
B Hex die set for terminating cable shield to contact ferrule. Hardened steel, black oxide finish.

Figure	Part Number	Military Part Number	Daniels Part Number
A	809-129	M22520/5-01	HX4
B	859-051	M22520/5-05	Y197

Cable information (reference only, not sold by Glenair)

Coax contacts 852-042 and 852-043 are designed for use with LLSB-200 cable. This low loss, flexible cable is suitable for shipboard, airframe and tactical vehicles. Manufactured by Times Microwave, this cable is qualified to MIL-DTL-17/220. Jacket is non-halogen, low smoke black UV resistant cross-linked polyethylene.

Times Microwave Part No.	LLSB-200
Military Part Number	M17/220-0001
Impedance	50 ± 2
Shielding Effectiveness (dB)	90 min.
Conductor Diameter	.044 (1.12)
Conductor Type	Bare Copper
Dielectric Diameter	.118 (3.0)
Outer Shield Diameter	.144 (3.66)
Jacket Diameter	.195 (4.95)
Weight (lbs/100 ft.)	37.4
Capacitance (pF/ft)	27.0
Velocity of Propagation %	80
Temperature Range	-30° to +85°C
Attenuation (dB/100 ft)	
10 MHz	1.3
100 MHz	3.8
400 MHz	7.7
1 GHz	12.0
2.5 GHz	20.0



Dimensions in Inches (millimeters) are subject to change without notice.