



Series 80 Mighty Mouse Direct or Rotatable Coupling Strain Relief Clamp

620MS064 & 620M*065 Straight, 45° and 90° Ordering Information

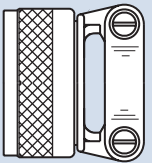
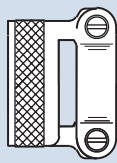


These clamps provide strain relief to open wire bundles. Add tubing or tape to build up smaller diameter wires to fit the clamps.

Straight Entry clamps are available with rotatable coupling or save space with lower profile direct coupling versions.

X

How To Order			
Sample Part Number	620MS064	M	07
Series (See Table I)	620MS064 = Straight Direct Coupling 620MS065 = Straight Rotatable Coupling 620MB065 = 45° Rotatable Coupling 620MA065 = 90° Rotatable Coupling		
Shell Material and Finish	C = Aluminum / Black Anodize (Non-Conductive) RoHS Compliant M = Aluminum / Electroless Nickel NF = Aluminum / Cadmium with Olive Drab ZN = Aluminum / Zinc-Nickel with Olive Drab Chromate ZNU = Aluminum / Zinc-Nickel with Black Chromate MT = Aluminum / Nickel-PTFE Z1 = Stainless Steel / Passivated		
Size Code (See Table II)	05, 06, 11, 07, 08, 09, 10, 12, 13, 14, 15, 16, 17		

Table I: Cover Style	
	
620MS065 Rotatable Coupling	620MS064 Direct Coupling

NOTES

Materials

- Coupling Nut, Clamp, and Saddles: Aluminum Alloy 6061-T6 or 300 Series SST
- Hardware: 300 Series Stainless Steel

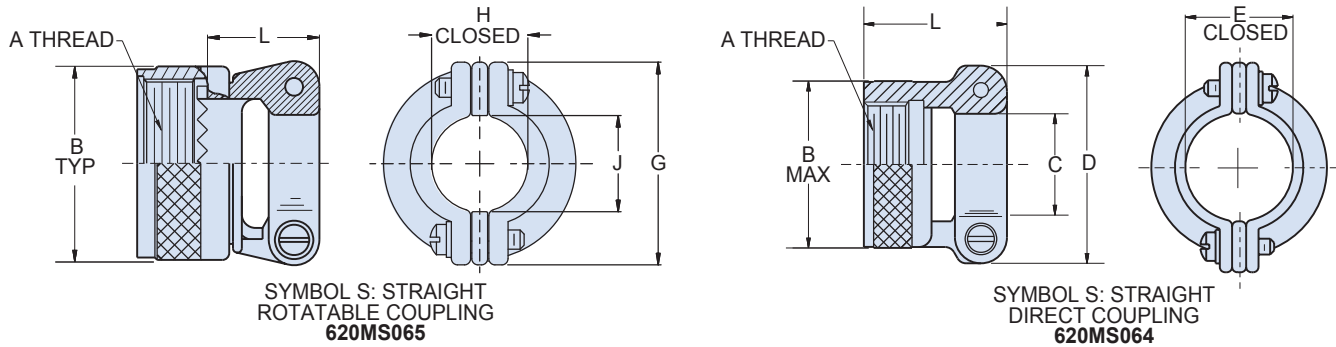
Table II: Size Codes				
Size Code	Shell Size Ref		A Thread Size Class-2B	Cable Entry Diameter (E Closed Dia)
	Series 800, 801 803, 804	Series 805		
05	5	N/A	.2500-32 UNEF	.11
06	6	N/A	.3125-32 UNEF	.17
11	N/A	8	.3750-32 UNEF	.17
07	7	9	.4375-28 UNEF	.23
08	8	10	.5000-28 UNEF	.30
09	9	11	.5625-24 UNEF	.30
10	10	12	.6250-24 UNEF	.36
12	11/12/13	13	.6875-24 UNEF	.42
13	N/A	15	.7500-20 UNEF	.42
14	14/15/16/17	18/19	.9375-20 UNEF	.48
15	14/15/16/17	18/19	.9375-20 UNEF	.61
16	19	21	1.0625-18 UNEF	.73
17	21	23	1.1875-18 UNEF	.86

Dimensions in Inches (millimeters) are subject to change without notice.

Series 80 Mighty Mouse Direct or Rotatable Coupling Strain Relief Clamp 620MS064 & 620MS065 Straight Dimensions



Accessories



620MS065 Symbol S Dimensions													
Size Code	Shell Size Ref		A Thread Class -2B	B Typ		G Dim		H Closed		J Dim		L Max.	
	Series 800, 801, 803, 804	Series 805		In.	mm.	In.	mm.	In.	mm.	In.	mm.	In.	mm.
05	5	N/A	.2500-32 UNEF	.470	11.94	.496	12.60	.11	2.79	.119	3.02	.688	17.48
06	6	N/A	.3125-32 UNEF	.530	13.46	.582	14.78	.17	4.32	.182	4.62	.688	17.48
11	N/A	8	.375-32 UNEF	.570	14.48	.582	14.78	.17	4.32	.182	4.62	.688	17.48
07	7	9	.4375-28 UNEF	.637	16.18	.656	16.66	.23	5.08	.244	6.20	.688	17.48
08	8	10	.5000-28 UNEF	.700	17.78	.726	18.44	.30	7.62	.307	7.80	.688	17.48
09	9	11	.5625-24 UNEF	.758	19.25	.726	18.44	.30	7.62	.307	7.80	.750	19.05
10	10	12	.6250-24 UNEF	.819	20.80	.885	22.48	.36	9.14	.369	9.37	.750	19.05
12	11/12/13	13	.6875-24 UNEF	.896	22.76	.952	24.18	.42	10.67	.432	10.97	.750	19.05
13	N/A	15	.750-20 UNEF	.930	23.62	.952	24.18	.42	10.67	.432	10.97	.750	19.05
14	14/15/16/17	18/19	.9375-20 UNEF	1.137	28.88	1.018	25.86	.48	12.19	.494	12.55	.750	19.05
15	14/15/16/17	18/19	.9375-20 UNEF	1.137	28.88	1.148	29.16	.61	15.49	.619	15.72	.750	19.05
16	19	21	1.0625-18 UNEF	1.230	31.24	1.273	32.33	.73	18.54	.744	18.90	.750	19.05
17	21	23	1.1875-18 UNEF	1.387		1.400	35.56	.86	21.84	.869	22.07	.750	19.05

620MS064 Symbol S Dimensions													
Size Code	Shell Size Ref		A Thread Class -2B	B Max.		C Dia.		D Dia.		E Dia. Closed		L Max	
	Series 800, 801, 803, 804	Series 805		In.	mm.	In.	mm.	In.	mm.	In.	mm.	In.	mm.
05	5	N/A	.2500-32 UNEF	.350	8.89	.119	3.02	.496	12.60	.11	2.79	.625	15.88
06	6	N/A	.3125-32 UNEF	.415	10.54	.182	4.62	.582	14.78	.17	4.32	.625	15.88
11	N/A	8	.375-32 UNEF	.465	11.81	.182	4.62	.582	14.78	.17	4.32	.625	15.88
07	7	9	.4375-28 UNEF	.530	13.46	.244	6.20	.656	16.66	.23	5.08	.688	17.48
08	8	10	.5000-28 UNEF	.595	15.11	.307	7.80	.726	18.44	.30	7.62	.688	17.48
09	9	11	.5625-24 UNEF	.650	16.51	.307	7.80	.726	18.44	.30	7.62	.750	19.05
10	10	12	.6250-24 UNEF	.715	18.16	.369	9.37	.885	22.48	.36	9.14	.875	22.23
12	11/12/13	13	.6875-24 UNEF	.785	19.94	.432	10.97	.952	24.18	.42	10.67	.875	22.23
13	N/A	15	.750-20 UNEF	.830	21.08	.432	10.97	.952	24.18	.42	10.67	.875	22.23
14	14/15/16/17	18/19	.9375-20 UNEF	1.020	25.91	.494	12.55	1.018	25.86	.48	12.19	1.000	25.40
15	14/15/16/17	18/19	.9375-20 UNEF	1.020	25.91	.619	15.72	1.148	29.16	.61	15.49	1.000	25.40
16	19	21	1.0625-18 UNEF	1.155	29.34	.744	18.90	1.273	32.33	.73	18.54	1.000	25.40
17	21	23	1.1875-18 UNEF	1.280	32.51	.869	22.07	1.400	35.56	.86	21.84	1.125	28.58

Dimensions in Inches (millimeters) are subject to change without notice.