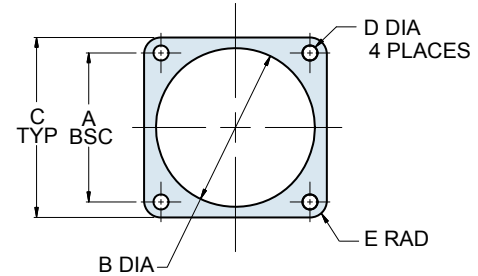
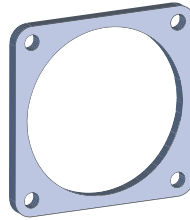


Flange gaskets for series 800 mighty mouse receptacles

These flange gaskets provide sealing between square flange receptacles and the mounting panel. Choose fluorosilicone, Viton®, or conductive fluorosilicone material (Chomerics 1298 silver-filled). Gaskets are .032" (0.8) thick.

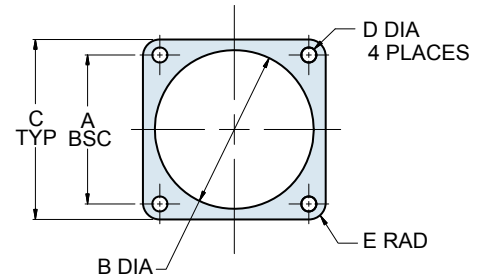
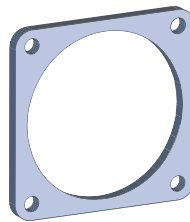


Shell Size	Part Number			Dimensions									
	Fluorosilicone	Viton®	Conductive Fluorosilicone	A Bsc.		B Dia.		C Typ.		D Dia.		E Rad.	
				In.	mm.	In.	mm.	In.	mm.	In.	mm.	In.	mm.
5	809-108F01	809-108V01	809-108X01	.363	9.22	.342	8.69	.527	13.39	.093	2.36	.078	1.98
6	809-108F02	809-108V02	809-108X02	.423	10.74	.405	10.29	.588	14.94	.093	2.36	.078	1.98
7	809-108F03	809-108V03	809-108X03	.483	12.27	.467	11.86	.650	16.51	.125	3.18	.078	1.98
8	809-108F04	809-108V04	809-108X04	.542	13.77	.530	13.46	.709	18.01	.125	3.18	.078	1.98
9	809-108F05	809-108V05	809-108X05	.719	18.26	.593	15.06	.938	23.83	.125	3.18	.105	2.67
10	809-108F06	809-108V06	809-108X06	.719	18.26	.655	16.64	.938	23.83	.125	3.18	.105	2.67
12	809-108F07	809-108V07	809-108X07	.812	20.62	.780	19.81	1.031	26.19	.125	3.18	.105	2.67

X

Flange gaskets for series 801 mighty mouse receptacles

These flange gaskets provide sealing between square flange receptacles and the mounting panel. Choose fluorosilicone, Viton®, or conductive fluorosilicone material (Chomerics 1298 silver-filled). Gaskets are .032" (0.8) thick.



Shell Size	Part Number			Dimensions									
	Fluorosilicone	Viton®	Conductive Fluorosilicone	A Bsc.		B Dia.		C Typ.		D Dia.		E Rad.	
				In.	mm.	In.	mm.	In.	mm.	In.	mm.	In.	mm.
5	809-108F11	809-108V11	809-108X11	.363	9.22	.342	8.69	.530	13.46	.093	2.36	.078	1.98
6	809-108F12	809-108V12	809-108X12	.423	10.74	.405	10.29	.590	14.99	.093	2.36	.078	1.98
7	809-108F13	809-108V13	809-108X13	.483	12.27	.467	11.86	.650	16.51	.093	2.36	.078	1.98
8	809-108F14	809-108V14	809-108X14	.545	13.84	.530	13.46	.712	18.08	.093	2.36	.078	1.98
9	809-108F16	809-108V16	809-108X16	.607	15.42	.560	14.22	.850	21.59	.125	3.18	.105	2.67
10	809-108F15	809-108V15	809-108X15	.670	17.02	.655	16.64	.890	22.61	.125	3.18	.105	2.67
11	809-108F45	809-108V45	809-108X45	.715	18.16	.717	18.21	.935	23.75	.125	3.18	.105	2.67
13	809-108F17	809-108V17	809-108X17	.812	20.62	.842	21.39	1.030	26.16	.125	3.18	.105	2.67
16	809-108F18	809-108V18	809-108X18	.981	24.92	1.030	26.16	1.219	30.96	.125	3.18	.105	2.67
17	809-108F19	809-108V19	809-108X19	1.060	26.92	1.092	27.74	1.280	32.51	.125	3.18	.105	2.67
19	809-108F44	809-108V44	809-108X44	1.191	30.25	1.218	30.94	1.432	36.37	.125	3.18	.105	2.67
21	809-108F43	809-108V43	809-108X43	1.322	33.58	1.332	33.83	1.570	39.88	.125	3.18	.105	2.67

Dimensions in Inches (millimeters) are subject to change without notice.

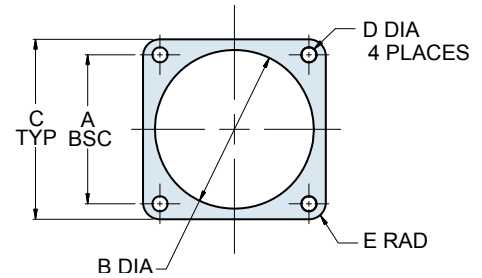
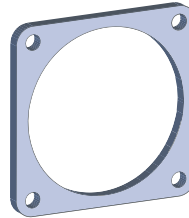
Series 80 Mighty Mouse Backshells and Accessories

Flange Gaskets 809-108



Flange gaskets for Series 802 Mighty Mouse receptacles

These flange gaskets provide sealing between square flange receptacles and the mounting panel. Choose fluorosilicone, Viton, or neoprene material. Gaskets are .032" (0.8) thick.

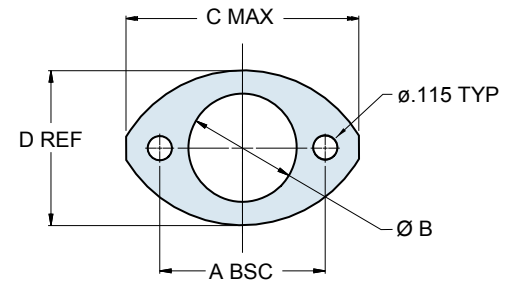
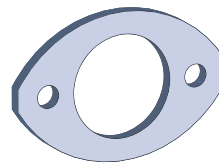


Shell Size	Part Number			Dimensions									
	Fluorosilicone	Viton®	Neoprene	A Bsc.		B Dia.		C Typ.		D Dia.		E Rad.	
				In.	mm.	In.	mm.	In.	mm.	In.	mm.	In.	mm.
5	809-108F51	809-108V51	809-108N51	.500	12.70	.448	11.38	.885	22.48	.125	3.18	.105	2.67
6	809-108F52	809-108V52	809-108N52	.625	15.88	.572	14.53	1.010	25.65	.125	3.18	.105	2.67
7	809-108F53	809-108V53	809-108N53	.688	17.48	.635	16.13	1.072	27.23	.125	3.18	.105	2.67
8	809-108F54	809-108V54	809-108N54	.750	19.05	.698	17.73	1.135	28.83	.125	3.18	.105	2.67
9	809-108F55	809-108V55	809-108N55	.812	20.62	.760	19.30	1.195	30.35	.125	3.18	.105	2.67
10	809-108F56	809-108V56	809-108N56	.875	22.23	.822	20.88	1.260	32.00	.125	3.18	.105	2.67
12	809-108F57	809-108V57	809-108N57	.938	23.83	.885	22.48	1.323	33.60	.125	3.18	.105	2.67
14	809-108F58	809-108V58	809-108N58	1.125	28.58	1.072	27.23	1.510	38.35	.125	3.18	.105	2.67
15	809-108F59	809-108V59	809-108N59	1.188	30.18	1.135	28.83	1.573	39.95	.125	3.18	.105	2.67
21	809-108F60	809-108V60	809-108N60	1.375	34.93	1.448	36.78	1.760	44.70	.125	3.18	.105	2.67

X

Flange gaskets for Series 803 Mighty Mouse receptacles

These flange gaskets provide sealing between elliptical flange receptacles and the mounting panel. Choose fluorosilicone, Viton®, or conductive fluorosilicone material (Chomerics 1298 silver-filled). Gaskets are .032" (0.8) thick.

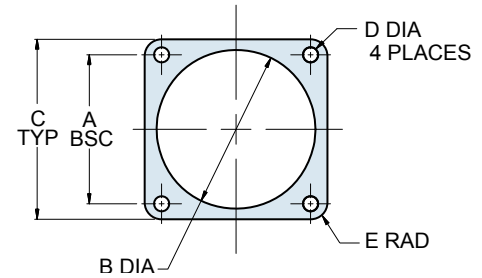
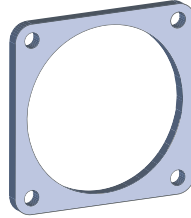


Shell Size	Part Number			Dimensions							
	Fluorosilicone	Viton®	Conductive Fluorosilicone	A Bsc.		B Dia.		C Max.		D Ref.	
				In.	mm.	In.	mm.	In.	mm.	In.	mm.
5	809-108F31	809-108V31	809-108X31	.513	13.03	.345	8.00	.710	18.03	.460	11.68
6	809-108F32	809-108V32	809-108X32	.598	15.19	.405	10.29	.795	20.19	.522	13.26
7	809-108F33	809-108V33	809-108X33	.708	17.98	.475	12.07	.900	22.86	.590	14.99
8	809-108F34	809-108V34	809-108X34	.964	24.51	.545	13.84	1.160	29.46	.670	17.02
9	809-108F35	809-108V35	809-108X35	1.017	25.83	.605	15.37	1.215	30.86	.721	18.31
10	809-108F36	809-108V36	809-108X36	1.101	37.97	.682	17.32	1.295	32.89	.795	20.19
12	809-108F37	809-108V37	809-108X37	1.204	30.58	.757	19.23	1.400	35.56	.874	22.20
14	809-108F38	809-108V38	809-108X38	1.280	32.51	.910	23.11	1.555	39.50	1.050	26.67
15	809-108F39	809-108V39	809-108X39	1.370	34.80	.970	24.64	1.640	41.66	1.150	29.21

Dimensions in Inches (millimeters) are subject to change without notice.

Flange gaskets for Series 805 Mighty Mouse receptacles

These flange gaskets provide sealing between square flange receptacles and the mounting panel. Choose fluorosilicone, Viton®, or conductive fluorosilicone material (Chomerics 1298 silver-filled). Gaskets are .032" (0.8) thick.



Shell Size	Part Number			Dimensions									
	Fluorosilicone	Viton®	Conductive Fluorosilicone	A Bsc.		B Dia.		C Typ.		D Dia.		E Rad.	
				In.	mm.	In.	mm.	In.	mm.	In.	mm.	In.	mm.
8	809-108F20	809-108V20	809-108X20	.660	16.76	.530	13.46	.850	21.59	.093	2.36	.078	1.98
9	809-108F21	809-108V21	809-108X21	.723	18.36	.590	14.99	.913	23.19	.093	2.36	.078	1.98
10	809-108F22	809-108V22	809-108X22	.785	19.94	.660	16.76	.975	24.77	.093	2.36	.078	1.98
11	809-108F23	809-108V23	809-108X23	.848	21.54	.720	18.29	1.039	26.39	.093	2.36	.078	1.98
12	809-108F24	809-108V24	809-108X24	.909	23.09	.780	19.81	1.099	27.91	.093	2.36	.078	1.98
13	809-108F29	809-108V29	809-108X29	.973	24.71	.842	21.39	1.163	29.54	.093	2.36	.078	1.98
15	809-108F25	809-108V25	809-108X25	1.058	26.87	.970	24.64	1.288	32.72	.125	3.18	.105	2.67
18	809-108F26	809-108V26	809-108X26	1.255	31.88	1.160	29.46	1.475	37.47	.125	3.18	.105	2.67
19	809-108F27	809-108V27	809-108X27	1.327	33.71	1.220	30.99	1.537	39.04	.125	3.18	.105	2.67
21	809-108F30	809-108V30	809-108X30	1.452	36	1.342	34.09	1.663	42.24	.125	3.18	.105	2.67
23	809-108F28	809-108V28	809-108X28	1.570	39.88	1.458	37.03	1.797	45.64	.125	3.18	.105	2.67

X

Dimensions in Inches (millimeters) are subject to change without notice.