

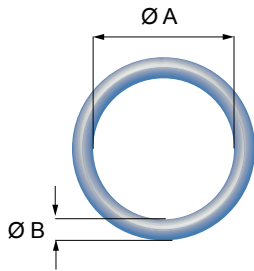
# Series 80 Mighty Mouse Replacement O-Rings

Non-Conductive and Conductive O-rings for Series 800 and 801



## 800 and 801 Replacement O-rings for Mighty Mouse jam nut receptacles

Replace lost or damaged O-rings with standard fluorosilicone O-rings. Or, choose EPDM O-rings for improved resistance to hydraulic fluids. Upgrade to silver-filled conductive O-rings for improved EMI protection.



### O-rings for Series 800 Rear Panel Mount, Jam Nut Receptacles (Style 07)

Shell Size	Part Number				Dimensions	
	Fluoro-silicone	EPDM	Conductive Silicone Cho-Seal 1285	Conductive Fluorosilicone Cho-Seal 1298	ØA	ØB
05	809-067-05F	809-067-05E	249-003-800-05-B	249-003-800-05-C	.364 (9.25)	.045 (1.14)
06	809-067-06F	809-067-06E	249-003-800-06-B	249-003-800-06-C	.426 (10.82)	.050 (1.27)
07	809-067-07F	809-067-07E	249-003-800-07-B	249-003-800-07-C	.489 (12.42)	.055 (1.40)
08	809-067-08F	809-067-08E	249-003-800-08-B	249-003-800-08-C	.558 (14.94)	.051 (1.30)
09	809-067-09F	809-067-09E	249-003-800-09-B	249-003-800-09-C	.614 (15.60)	.070 (1.78)
10	809-067-10F	809-067-10E	249-003-800-10-B	249-003-800-10-C	.709 (18.01)	.079 (2.01)
12	809-067-12F	809-067-12E	249-003-800-12-B	249-003-800-12-C	.801 (20.35)	.070 (1.78)
14	809-067-14F	809-067-14E	249-003-800-14-B	249-003-800-14-C	.926 (23.52)	.070 (1.78)
15	809-067-15F	809-067-15E	249-003-800-15-B	249-003-800-15-C	.989 (25.12)	.070 (1.78)

### O-rings for Series 801 Rear Panel Mount, Jam Nut Receptacles (Style 07)

Shell Size	Part Number				Dimensions	
	Fluoro-silicone	EPDM	Conductive Silicone Cho-Seal 1285	Conductive Fluorosilicone Cho-Seal 1298	ØA	ØB
05	809-054-05F	809-054-05E	249-003-801-05-B	249-003-801-05-C	.394 (10.01)	.047 (1.19)
06	809-054-06F	809-054-06E	249-003-801-06-B	249-003-801-06-C	.459 (11.66)	.049 (1.24)
07	809-054-07F	809-054-07E	249-003-801-07-B	249-003-801-07-C	.578 (14.68)	.040 (1.02)
08	809-054-08F	809-054-08E	249-003-801-08-B	249-003-801-08-C	.578 (14.68)	.040 (1.02)
09	809-054-09F	809-054-09E	249-003-801-09-B	249-003-801-09-C	.650 (16.51)	.045 (1.14)
10	809-054-10F	809-054-10E	249-003-801-10-B	249-003-801-10-C	.709 (18.01)	See Note 1
11	809-054-11F	809-054-11E	N/A	N/A	.780 (19.81)	.047 (1.19)
13	809-054-13F	809-054-13E	249-003-801-13-B	249-003-801-13-C	.894 (22.71)	.047 (1.19)
14	809-054-14F	809-054-14E	N/A	N/A	.945 (24.00)	.047 (1.19)
15	809-054-15F	809-054-15E	N/A	N/A	1.024 (26.01)	.047 (1.19)
16	809-054-16F	809-054-16E	249-003-801-16-B	249-003-801-16-C	1.086 (27.58)	.040 (1.02)
17	809-054-17F	809-054-17E	249-003-801-17-B	249-003-801-17-C	1.142 (29.01)	.043 (1.09)
18	809-054-18F	809-054-18E	N/A	N/A	1.201 (30.51)	.047 (1.19)
19	809-054-19F	809-054-19E	N/A	N/A	1.257 (31.93)	.047 (1.19)
21	809-054-21F	809-054-21E	249-003-801-21-B	249-003-801-21-C	1.417 (35.99)	.047 (1.19)
23	809-054-23F	809-054-23E	249-003-801-23-B	249-003-801-23-C	1.530 (38.86)	.047 (1.19)

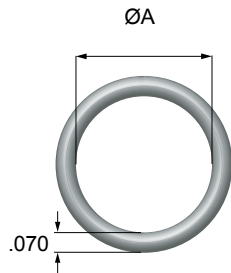
1. Non-conductive O-rings are .049 (1.24). Conductive O-rings are .043 (1.09)

Dimensions in Inches (millimeters) are subject to change without notice.

Rev. 12/22/17

### 802 Replacement O-rings for Mighty Mouse receptacles

These Viton® O-rings fit Series 802 "AquaMouse" rear panel mount jam nut connector flanges.

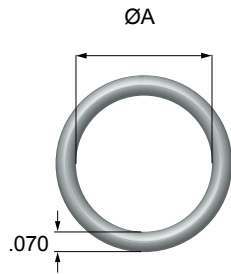


#### O-rings for Series 802 Rear Panel Mount, Jam Nut and Square Flange Receptacles

Shell Size	Jam Nut Flange Style			Square Flange Style		
	Part Number Viton®	O-Ring Size	Ø A	Part Number Viton®	O-Ring Size	Ø A
05	809-165-05	2-015	.551 (14.00)	809-165-35	2-012	.364 (9.25)
06	809-165-06	2-017	.676 (17.17)	809-165-36	2-014	.489 (12.42)
07	809-165-07	2-018	.739 (18.77)	809-165-37	2-015	.551 (14.00)
08	809-165-08	2-019	.801 (20.35)	809-165-38	2-016	.614 (15.60)
09	809-165-09	2-020	.864 (21.95)	809-165-39	2-017	.676 (17.17)
10	809-165-10	2-021	.926 (23.52)	809-165-40	2-018	.739 (18.77)
12	809-165-12	2-022	.989 (25.12)	809-165-42	2-019	.801 (20.35)
14	809-165-14	2-025	1.176 (29.87)	809-165-44	2-022	.989 (25.12)
15	809-165-15	2-026	1.239 (31.47)	809-165-45	2-023	1.051 (26.70)
21	809-165-21	2-030	1.614 (41.00)	809-165-51	2-028	1.364 (34.65)

X

These Viton® Piston O-rings fit Series 802 "AquaMouse".

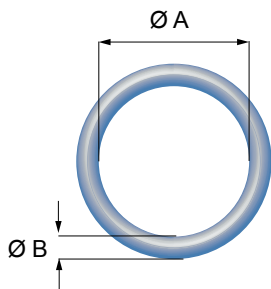


#### Piston O-rings for Series 802

Shell Size	Part Number Viton®	ØA In.	Shell Size	Part Number Viton®	ØA In.
05	809-209-05	.208 (5.28)	10	809-209-10	.551 (14.00)
06	809-209-06	.270 (6.86)	12	809-209-12	.614 (15.60)
07	809-209-07	.364 (9.25)	14	809-209-14	.801 (20.35)
08	809-209-08	.384 (9.75)	15	809-209-15	.864 (21.95)
09	809-209-09	.489 (12.42)	21	809-209-21	1.051 (26.70)

### 803 Replacement O-rings for Mighty Mouse jam nut receptacles

Replace lost or damaged O-rings with standard fluorosilicone O-rings. Or, choose EPDM O-rings for improved resistance to hydraulic fluids.



#### O-rings for Series 803 Rear Panel Mount, Jam Nut Receptacles (Style 07)

Shell Size	Part Number		Dimensions	
	Fluoro- silicone	EPDM	ØA	ØB
05	809-189-05F	809-189-05E	.394 (10.01)	.047 (1.19)
06	809-189-06F	809-189-06E	.459 (11.66)	.049 (1.24)
07	809-189-07F	809-189-07E	.578 (14.68)	.040 (1.02)
08	809-189-08F	809-189-08E	.650 (16.51)	.045 (1.14)
09	809-189-09F	809-189-09E	.650 (16.51)	.045 (1.14)
10	809-189-10F	809-189-10E	.780 (19.81)	.047 (1.19)
12	809-189-12F	809-189-12E	.894 (22.71)	.047 (1.19)
14	809-189-14F	809-189-14E	1.086 (27.58)	.040 (1.02)
15	809-189-15F	809-189-15E	1.142 (29.01)	.043 (1.09)

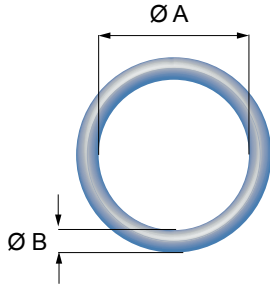
Dimensions in Inches (millimeters) are subject to change without notice.

# Series 80 Mighty Mouse Replacement O-Rings

## Non-Conductive and Conductive O-rings for Series 804



### 804 O-Rings for Mighty Mouse jam-nut receptacles



Replace lost or damaged O-rings with standard fluorosilicone O-rings. Or, choose EPDM O-rings for improved resistance to hydraulic fluids. Upgrade to silver-filled conductive O-rings for improved EMI protection.

#### O-rings for Series 804 Rear Panel Mount, Jam-Nut Receptacles (Style 07)

Shell Size	Part Number		Dimensions	
	Fluorosilicone	EPDM	ØA	ØB
-05	809-055-05F	809-055-05E	.505 (12.83)	.070 (1.78)
-06	809-055-06F	809-055-06E	.525 (13.34)	.071 (1.80)
-07	809-055-07F	809-055-07E	.638 (16.21)	.073 (1.85)
-08	809-055-08F	809-055-08E	.688 (17.48)	.070 (1.78)
-09	809-055-09F	809-055-09E	2-018	
-10	809-055-10F	809-055-10E	2-019	
-11	809-055-11F	809-055-11E	2-020	
-12	809-055-12F	809-055-12E	.943 (23.95)	.070 (1.78)
-14	809-055-14F	809-055-14E	2-023	
-15	809-055-15F	809-055-15E	2-024	

#### O-rings for Series 804 Rear Panel Mount, Jam-Nut Receptacles (Style 07)

Shell Size	Part Number		Dimensions	
	Conductive Silicone Cho-Seal 1285	Conductive Fluorosilicone Cho-Seal 1298	ØA	ØB
-05	249-003-804-05-B	249-003-804-05-C	.505 (12.83)	.070 (1.78)
-06	249-003-804-06-B	249-003-804-06-C	.525 (13.34)	.071 (1.80)
-07	249-003-804-07-B	249-003-804-07-C	.638 (16.21)	.073 (1.85)
-08	249-003-804-08-B	249-003-804-08-C	.688 (17.48)	.070 (1.78)
-09	249-003-804-09-B	249-003-804-09-C	.750 (19.05)	.070 (1.78)
-10	249-003-804-10-B	249-003-804-10-C	.813 (20.65)	.063 (1.60)
-12	249-003-804-12-B	249-003-804-12-C	.943 (23.95)	.070 (1.78)
-14	249-003-804-14-B	249-003-804-14-C	1.061 (26.95)	.073 (1.85)
-15	249-003-804-15-B	249-003-804-15-C	1.114 (28.30)	.070 (1.78)

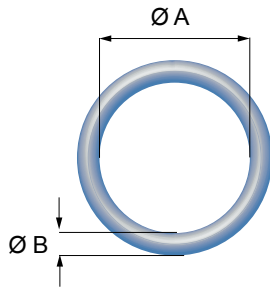
#### O-rings for Series 804 Front Panel Mount, Jam-Nut Receptacles (Style 00)

Dash No	Shell Size Ref.	Part Number		Dimensions	
		Fluorosilicone	EPDM	ØA	ØB
-25	-05	809-055-25F	809-055-25E	.571 (14.50)	.071 (1.80)
-26	-06	809-055-26F	809-055-26E	.571 (14.50)	.071 (1.80)
-27	-07	809-055-24F	809-055-24E	2-018	
-28	-08	809-055-28F	809-055-28E	2-018	
-29	-09	809-055-29F	809-055-29E	2-019	
-30	-10	809-055-30F	809-055-30E	2-020	
-31	-11	809-055-31F	809-055-31E	.943 (23.95)	.070 (1.78)
-32	-12	809-055-32F	809-055-32E	2-023	
-34	-14	809-055-34F	809-055-34E	2-024	
-35	-15	809-055-35F	809-055-35E	2-025	

Dimensions in Inches (millimeters) are subject to change without notice.



## 805 Replacement O-rings for Mighty Mouse receptacles



Replace lost or damaged O-rings with standard fluorosilicone O-rings. Or, choose EPDM O-rings for improved resistance to hydraulic fluids. Upgrade to silver-filled conductive O-rings for improved EMI protection.

### O-rings for Series 805 Rear Panel Mount, Jam-Nut Receptacles (Style 07)

Shell Size	Part Number				Dimensions	
	Fluoro-silicone	EPDM	Conductive Silicone Cho-Seal 1285	Conductive Fluorosilicone Cho-Seal 1298	ØA	ØB
08	809-150-08F	809-150-08E	249-003-805-08-B	249-003-805-08-C	.578 (14.68)	.040 (1.02)
09	809-150-09F	809-150-09E	249-003-805-09-B	249-003-805-09-C	.709 (18.01)	.045 (1.14)
10	809-150-10F	809-150-10E	249-003-805-10-B	249-003-805-10-C	.709 (18.01)	See Note 1
11	809-150-11F	809-150-11E	249-003-805-11-B	249-003-805-11-C	.780 (19.81)	.047 (1.19)
12	809-150-12F	809-150-12E	249-003-805-12-B	249-003-805-12-C	.894 (22.71)	.047 (1.19)
13	809-150-13F	809-150-13E	249-003-805-13-B	249-003-805-13-C	.945 (24.00)	.047 (1.19)
15	809-150-15F	809-150-15E	249-003-805-15-B	249-003-805-15-C	1.024 (26.01)	.047 (1.19)
18	809-150-18F	809-150-18E	249-003-805-18-B	249-003-805-18-C	1.201 (30.51)	.047 (1.19)
19	809-150-19F	809-150-19E	249-003-805-19-B	249-003-805-19-C	1.257 (31.93)	.047 (1.19)
21	809-150-21F	809-150-21E	249-003-805-21-B	249-003-805-21-C	1.417 (35.99)	.047 (1.19)
23	809-150-23F	809-150-23E	249-003-805-23-B	249-003-805-23-C	1.530 (38.86)	.047 (1.19)

1. Non-conductive O-rings are .049 (1.24). Conductive O-rings are .045 (1.14)
2. Additional material options available contact factory for details

Dimensions in Inches (millimeters) are subject to change without notice.