


Product selection guide



Reference Section

MIL-STD-1560 standard power and signal contact insert arrangements . . .	4
MIL-STD-1560 hi-speed contact insert arrangements	8
MIL-STD-1560 combo contact insert arrangements	9
Space-grade guidelines for commercial parts	10
Series III recommended panel cut-outs	12
Series III alternate key and keyway polarization	13
Series IV recommended panel cut-outs	14
Series IV alternate key and keyway polarization	15
Series III and IV material and finish	16



Contacts and Tools

Pin contact selection guide	17
Socket contact selection guide	18
Crimp, insertion and removal tools	19




Series III QPL qualified and COTS equivalent environmental connectors

Overview	22
D38999/26 plug	24
D38999/24 jam-nut mount receptacle	26
D38999/20 wall mount receptacle	28




Series III QPL qualified and COTS equivalent hermetic connectors

Overview	30
D38999/21 box mount receptacle	32
D38999/25 solder mount receptacle	34
D38999/23 jam-nut mount receptacle	36
D38999/27 weld mount receptacle	38



Series IV QPL qualified and COTS equivalent environmental connectors

Overview	40
D38999/46 and 47 plug with or without EMI ground spring	42
D38999/40 wall mount receptacle	44
D38999/42 box mount receptacle	46
D38999/44 jam-nut mount receptacle	48
D38999/49 in-line receptacle	46



Series IV QPL qualified and COTS equivalent hermetic connectors

Overview	52
D38999/41 box mount receptacle	54
D38999/43 jam-nut mount receptacle	56
D38999/45 solder mount receptacle	58
D38999/48 weld mount receptacle	60