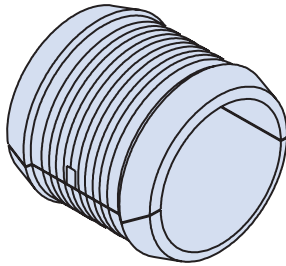


Basic
Part Number

Dash No.

M85049/93 - 10

B



SAMPLE APPLICATION

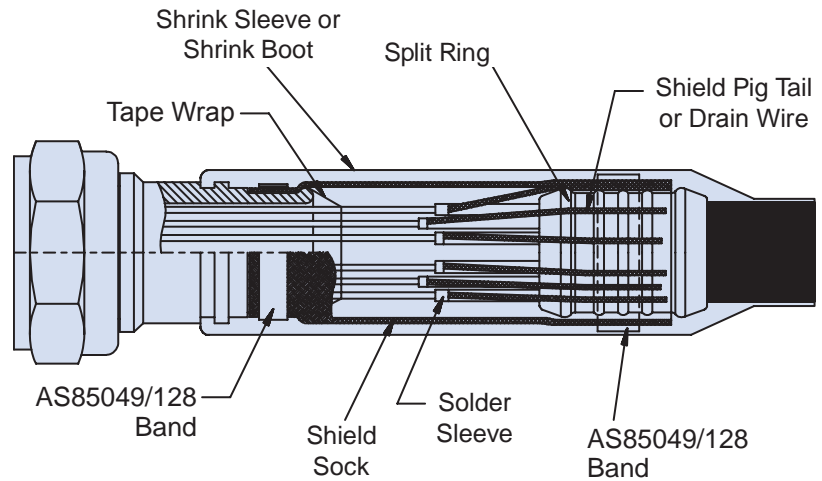
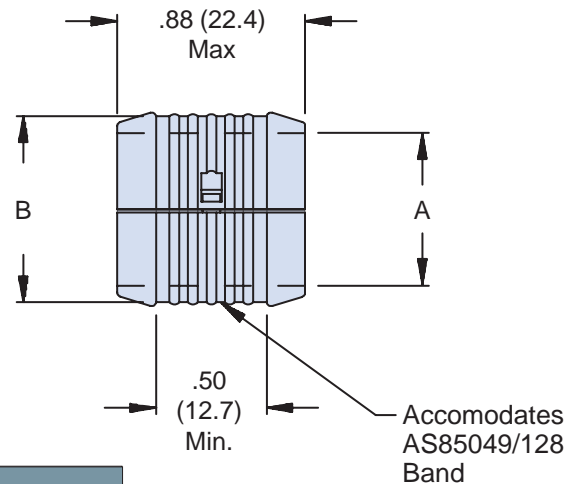


TABLE I: Reference for Connector Shell Size

Dash No.	Ø A		Ø B	
	±.010	(0.3)	±.030	(0.8)
04	.25	(6.4)	.36	(9.1)
06	.38	(9.7)	.49	(12.4)
08	.50	(12.7)	.61	(15.5)
10	.63	(16.0)	.74	(18.8)
12	.75	(19.1)	.86	(21.8)
14	.88	(22.4)	.99	(25.1)
16	1.00	(25.4)	1.11	(28.2)
18	1.13	(28.7)	1.24	(31.5)
20	1.25	(31.8)	1.36	(34.5)
22	1.38	(35.1)	1.49	(37.8)
24	1.50	(38.1)	1.61	(40.9)
26	1.63	(41.4)	1.74	(44.2)
28	1.75	(44.5)	1.86	(47.2)



APPLICATION NOTES

1. Assembly identified with manufacturer's name and part number, space permitting.
2. For complete dimensions, see the applicable Military Specification.
3. Use with Glenair Banding Backshells and Braid Socks. Consult factory for specific application part numbers.
4. Metric dimensions (mm) are in parentheses.
5. Material - high grade engineering thermoplastic.

Dimensions in inches (millimeters) and are subject to change without notice.