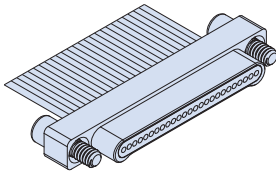
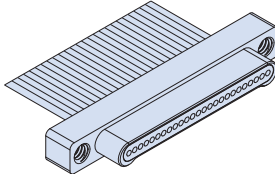
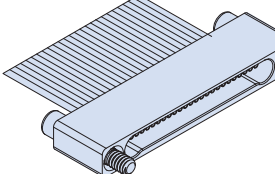
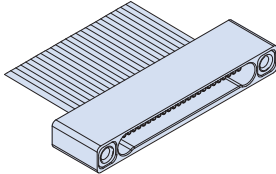


Glenair Insulated Wire Nano Connectors feature gold alloy TwistPin contacts. Contacts are precision-crimped to insulated, stranded wire. These nanominiature connectors offer premium performance and reliability for demanding applications, available in 8 arrangements. Contact spacing is .025 inches. 1 amp current rating, DWV rating 250 volts AC. Wire gages #30 and #32 AWG.

TwistPin Contact System assures premium performance in demanding environments. The gold alloy contacts will stand up to years of exposure without corrosion.

Typical Applications include UAV's, satellites, missile systems and geophysical instruments.

| How To Order | |
|---|--|
| Sample Part Number | 890-002 -25S A2 -0 B 7 -12 T |
| Series | 890-001 = Plug, Pin Contacts, Single Row Nanominiature 890-002 = Receptacle, Socket Contacts, Single Row Nanominiature |
| Insert Arrangement/ Contact Type | Plugs (890-001): 5P, 9P, 15P, 21P, 25P, 31P, 37P, 51P Receptacles (890-002): 5S, 9S, 15S, 21S, 25S, 31S, 37S, 51S |
| Shell Material and Finish | A1 = Aluminum Shell, Cadmium Plating A2 = Aluminum Shell, Electroless Nickel Plating S = Stainless Steel Shell, Passivated T = Titanium Shell, Unplated |
| Wire Gage | 0 = #30 AWG 2 = #32 AWG |
| Wire Type | A = Ultra Lightweight XLETFE Insulation, Silver Coated Ultra High Strength Copper. (Not available in #32 AWG) B = Extruded PTFE Insulation, Silver Coated Copper NEMA HP3-ETX (MIL-W-16878/6) C = Cross Linked Modified ETFE Insulation, Silver Coated High Strength Copper. MIL-W-22759/33 (Not available in #32 AWG) |
| Wire Color Code | 1 = White 2 = Yellow 7 = 10 Color Repeating (wire type A is striped, types B and C are solid colors) |
| Wire Length | 12 = 12.00 + 1.00 Inches; as required in one inch increments. |
| Hardware | J = Hex Head Jackscrew, #0-80 UNF-2A T = Female Thread, #0-80 UNF-2B Female threads are available on plug connectors only if the shell material is titanium or stainless steel. |

| Plug (Pin) Connector | | Receptacle (Socket) Connector | |
|---|---|--|---|
|  |  |  |  |
| J - Jackscrew Option | T - Female Thread Option | J - Jackscrew Option | T - Female Thread Option |

NOTES

- Material and finish:
 - Shell: see part number breakdown
 - Insulator: LCP N/A
 - Contacts: gold alloy/unplated
 - Wire: see part number breakdown
 - Hardware: stainless steel, passivated
- Inspect and Test IAW MIL-DTL-32139
- Interface dimensions per MIL-DTL-32139/1 & MIL-DTL-32139/2

