



Mighty Mouse NG



Ultraminiature Mighty Mouse NG

High-performance small form-factor connectors designed to meet the latest global qualification requirements, including those requiring long-term submersion

High density, small form-factor Mighty Mouse NG connectors are designed for use in the latest Gen III nuclear power plants. Series 802 Mighty Mouse NG connectors are built to meet severe nuclear industry application requirements, including long-term submersion, prolonged radiation, and 60-year installed life. The series is available in ten sizes from 1 to 130 contacts. These ultraminiature connectors (half the size and weight compared to standard nuclear-grade connectors) feature high-density inserts, 316 stainless steel shells and a piston O-ring. Gold-plated crimp contacts accept #12 to #30 AWG wire. Connectors can be purchased prewired and potted for fast in-plant installation.

- 3500 psi pressure rated
- Ultraminiature #23 contacts
- Size #20, #20HD, #16, #12, #8 signal, power, fiber optic and shielded contacts
- Discrete connectors and turnkey cable assemblies



Custom high-pressure glass sealed and bulkhead feed-thru versions available; consult factory.

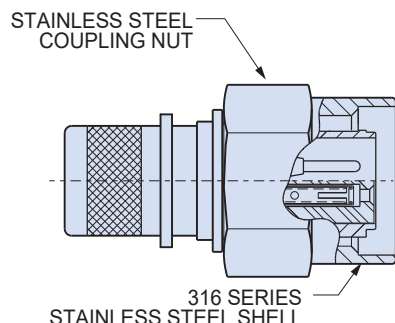
NUCLEAR-GRADE QUICK-DISCONNECT CONNECTORS

Ultraminiature High-Pressure Interconnect for Stringent Containment Area (Zone 1E) Applications

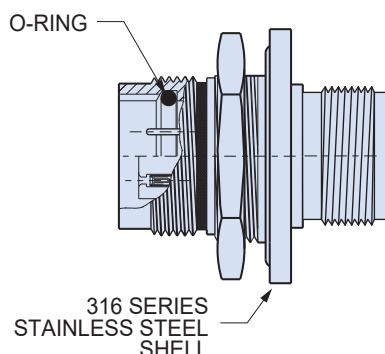
Mighty Mouse NG specifications



GLENAIR MIGHTY MOUSE NG DELIVERS HIGH-PRESSURE SEALING AND RUGGED DESIGN IN A MINIATURE PACKAGE



Mighty Mouse NG Plug



Mighty Mouse NG Receptacle

Stainless Steel

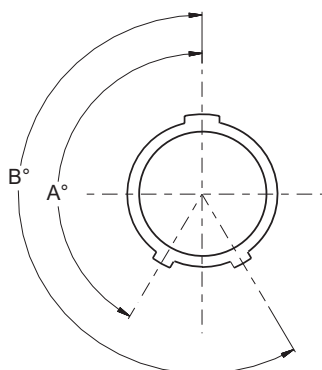
Available in ten sizes from 1 to 130 contacts, Series 802 connectors feature 316 stainless steel shells.

3500 psi

These connectors withstand up to 3500 PSI hydrostatic pressure in a mated condition. Potted versions withstand 1000 PSI open face pressure.

MIGHTY MOUSE NG SPECIFICATIONS AND PLUG KEY POSITIONS

Plug Key Positions



Key Position	Key Rotation	
	A°	B°
Normal (A)	150°	210°
B	75°	210°
C	95°	230°
D	140°	275°
E	75°	275°
F	9°	210°

Performance Specifications

Current Rating	#23–5 A, #20–7.5 A, #16–13 A, #12–23 A
Dielectric Withstanding Voltage	#23–750 VAC, #20HD–1000VAC, #16 and #12–1800 VAC
Insulation Resistance	5000 megohms minimum
Operating Temperature	–65° C. to +175° C.
Hydrostatic Pressure	3500 PSI mated, 1000 PSI open face (hermetic)
Shock	300 g.
Vibration	37 g.
Durability	2000 mating cycles

Material and Finish

Shells, Jam Nuts, Coupling Nuts	316 stainless steel
Contacts	Copper alloy, 50 µInch gold plated. Socket hood: stainless steel, passivated. Hermetic pin contacts: Nickel-Iron alloy per ASTM-F-30, 50 µInch gold plated.
Contact Retention Clip	Beryllium copper alloy

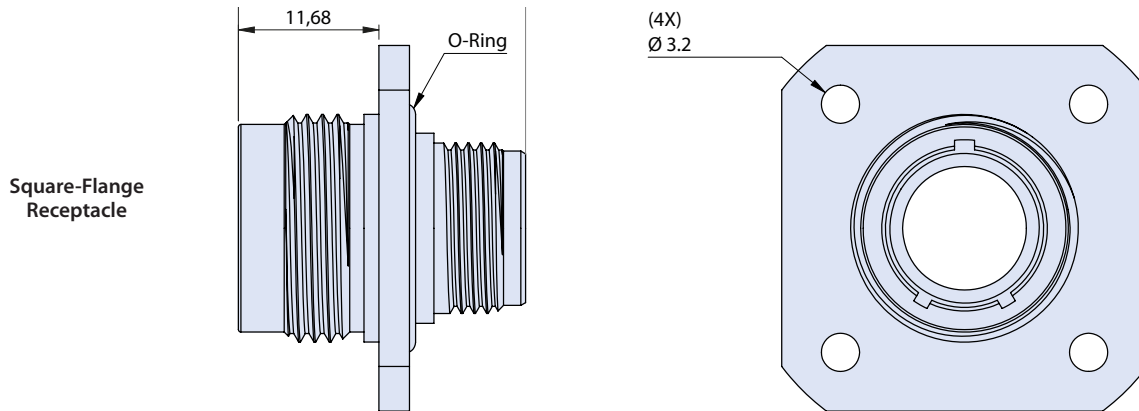


NUCLEAR-GRADE QUICK-DISCONNECT CONNECTORS

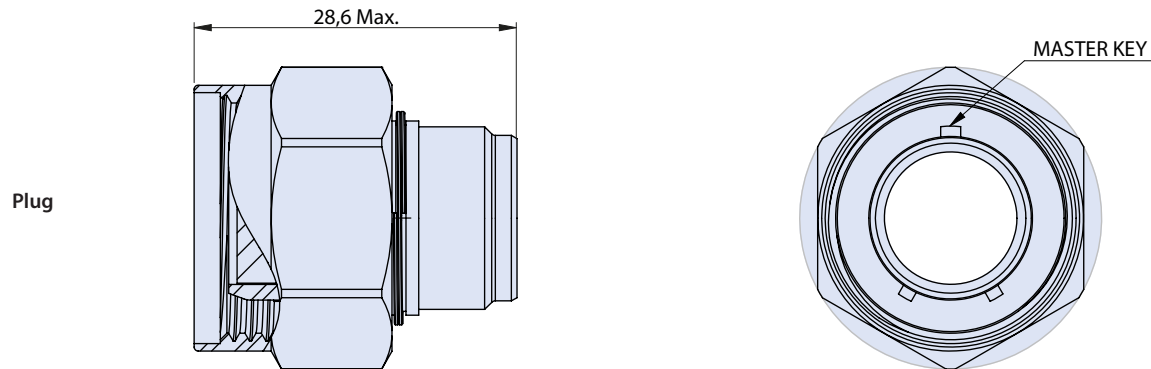
Ultraminiature High-Pressure Interconnect for Stringent Containment Area (Class 1E) Applications

Mighty Mouse NG connector configurations

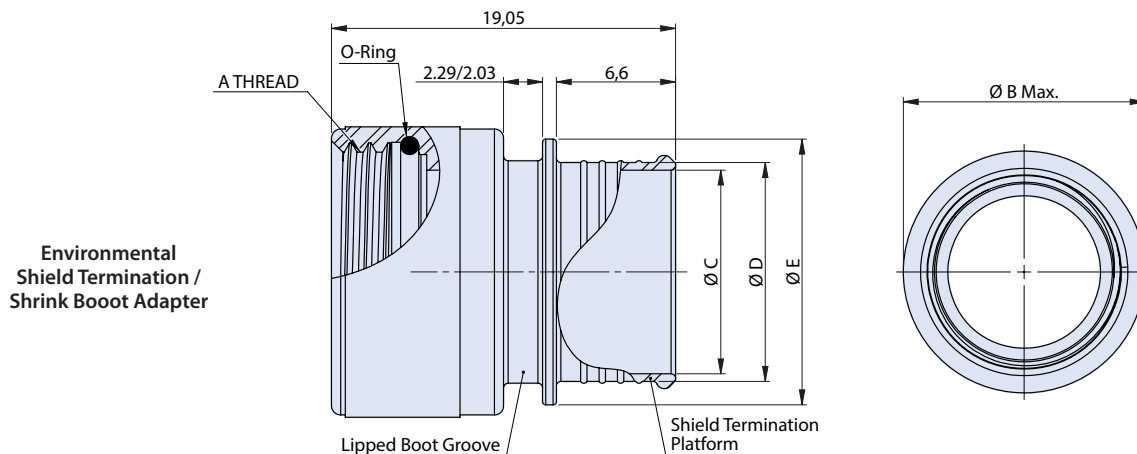
SQUARE FLANGE RECEPTACLE WITH ACCESSORY THREAD



PLUG WITH ACCESSORY THREAD



ENVIRONMENTAL EMI/RFI SHIELD TERMINATION AND SHRINK BOOT ADAPTER



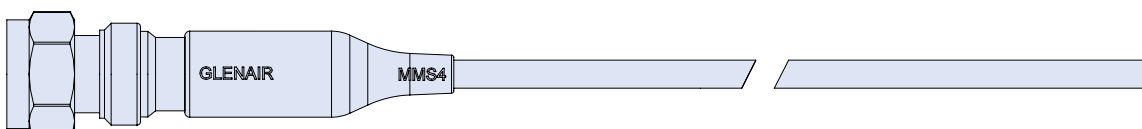
NUCLEAR-GRADE QUICK-DISCONNECT CONNECTORS
**Ultraminiature High-Pressure Interconnect for
Stringent Containment Area (Class 1E) Applications**
Mighty Mouse NG cable harness configurations



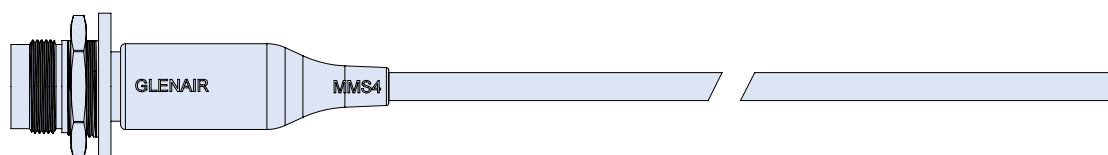
CABLE HARNESS WITH MIGHTY MOUSE NG PLUG



CABLE HARNESS WITH MIGHTY MOUSE NG PLUG AND CASTLE GRIP BACKSHELL



CABLE HARNESS WITH MIGHTY MOUSE NG JAM NUT RECEPTACLE



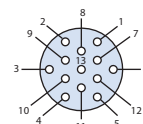
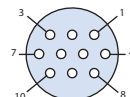


NUCLEAR-GRADE QUICK-DISCONNECT CONNECTORS

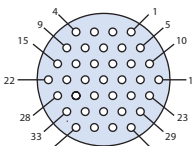
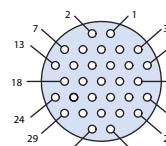
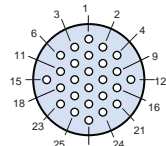
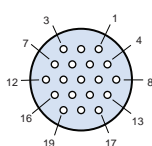
Ultraminiature High-Pressure Interconnect for Stringent Containment Area (Class 1E) Applications

Mighty Mouse NG contact arrangements

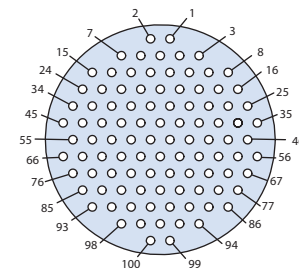
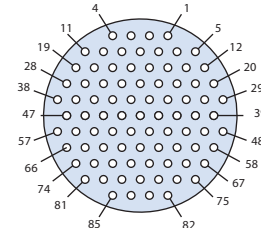
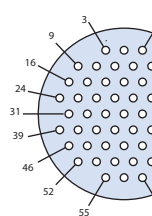
SIZE #23 SIGNAL CONTACTS, TESTED AT 750 VAC



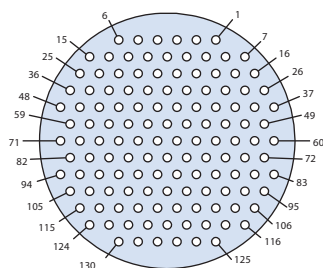
Insert Arrangement	5-3	6-4	6-6	6-7	7-10	8-13
No. of Contacts	3	4	6	7	10	13



Insert Arrangement	9-19	10-26	11-31	12-37
No. of Contacts	19	26	31	37



Insert Arrangement	14-55	15-85	19-100
No. of Contacts	55	85	100



Insert Arrangement	21-130
No. of Contacts	130

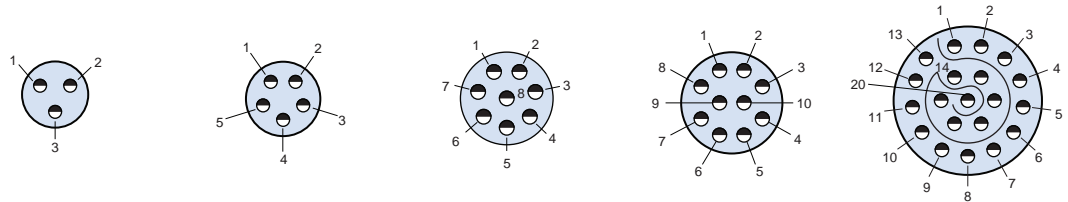
NUCLEAR-GRADE QUICK-DISCONNECT CONNECTORS

Ultraminiature High-Pressure Interconnect for Stringent Containment Area (Class 1E) Applications

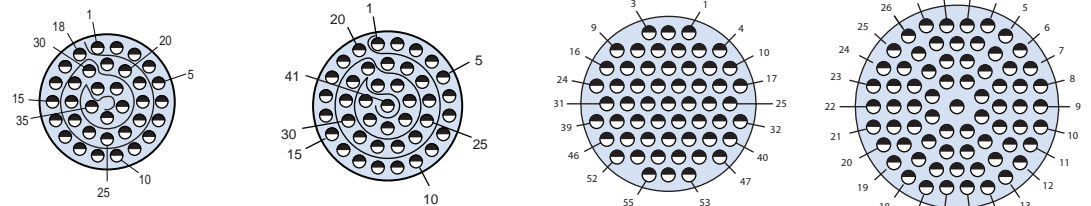
Mighty Mouse NG contact arrangements



SIZE #20HD POWER CONTACTS, TESTED AT 1000 VAC

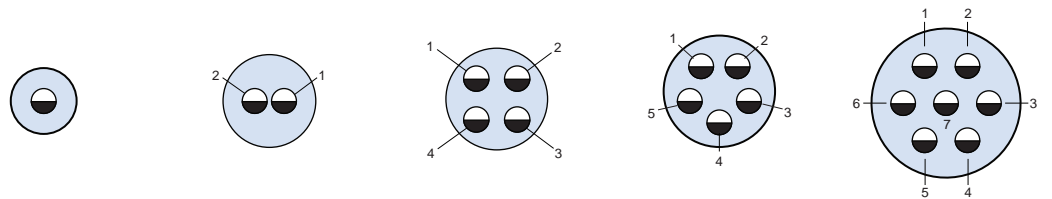


Insert Arrangement	6-23	7-25	8-28	9-210	12-220
No. of Contacts	3	5	8	10	20

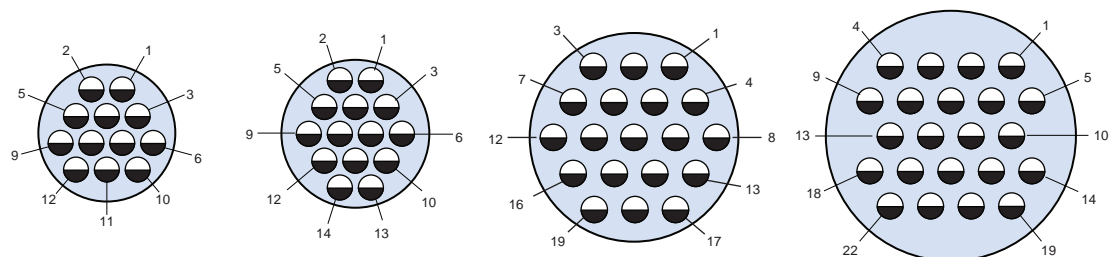


Insert Arrangement	14-235	15-241	19-255	21-269
No. of Contacts	35	41	55	69

SIZE #16 POWER CONTACTS, TESTED AT 1800 VAC



Insert Arrangement	6-1	8-2	9-4	10-5	12-7
No. of Contacts	1	2	4	5	7



Insert Arrangement	14-12	15-14	19-19	21-22
No. of Contacts	12	14	19	22



NUCLEAR-GRADE QUICK-DISCONNECT CONNECTORS

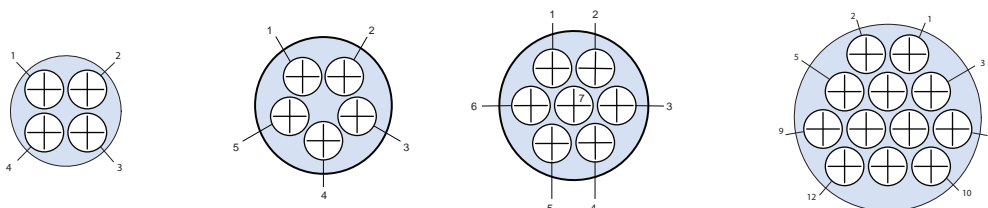
Ultraminiature High-Pressure Interconnect for Stringent Containment Area (Class 1E) Applications

Mighty Mouse NG contact arrangements

SIZE #12 POWER CONTACTS, TESTED AT 1800 VAC

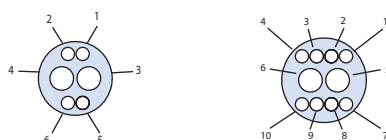


Insert Arrangement	7-1	10-2	12-2	12-3
No. of Contacts	1	2	2	3



Insert Arrangement	14-4	14-5	15-7	21-12
No. of Contacts	4	5	7	12

SIZE #20 POWER AND SIZE #23 SIGNAL, COMBO CONTACT ARRANGEMENTS



Insert Arrangement	8-200		9-201	
Contact Size	#20	#23	#20	#23
No. of Contacts	2	4	2	8
VAC Test Voltage	750		750	

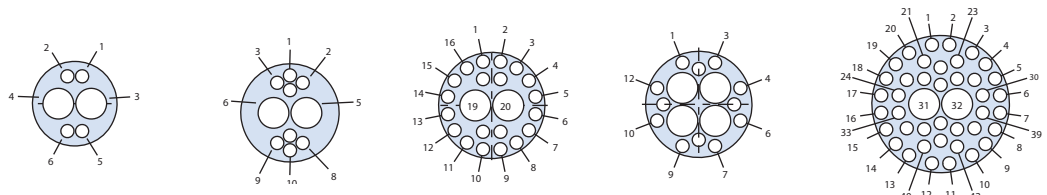
NUCLEAR-GRADE QUICK-DISCONNECT CONNECTORS

Ultraminiature High-Pressure Interconnect for Stringent Containment Area (Class 1E) Applications

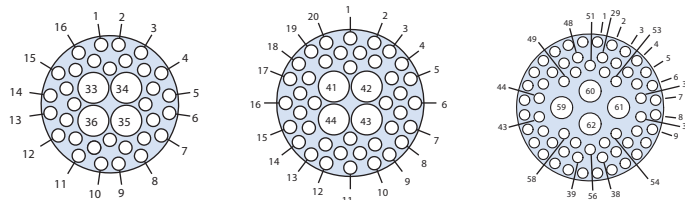
Mighty Mouse NG contact arrangements



SIZE #16 POWER AND SIZE #23 SIGNAL, COMBO CONTACT ARRANGEMENTS

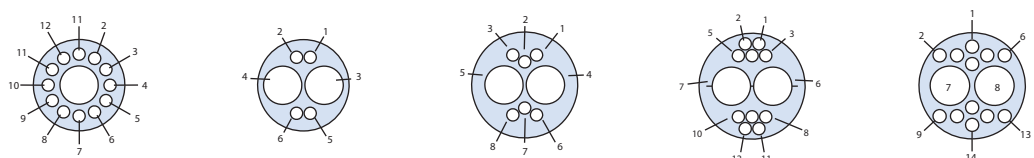


Insert Arrangement	9-200		10-202		12-202		12-203		14-204	
Contact Size	#16	#23	#16	#23	#16	#23	#16	#23	#16	#23
No. of Contacts	2	4	2	8	2	20	4	12	2	40
VAC Test Voltage	750		750		1300		1300		1300	

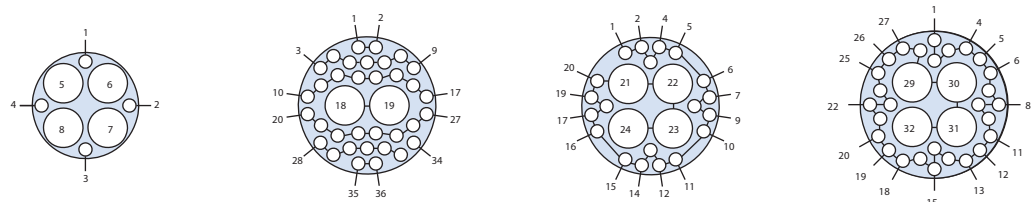


Insert Arrangement	14-205		15-203		15-206	
Contact Size	#16	#23	#16	#23	#16	#23
No. of Contacts	4	32	4	40	4	58
VAC Test Voltage	1300		1300		1300	

SIZE #12 POWER AND SIZE #23 SIGNAL, COMBO CONTACT ARRANGEMENTS



Insert Arrangement	10-200		10-201		12-200		12-201		12-204	
Contact Size	#12	#23	#12	#23	#12	#23	#12	#23	#12	#23
No. of Contacts	1	12	2	4	2	6	2	10	2	12
VAC Test Voltage	750		750		750		750		1300	



Insert Arrangement	12-205		14-206		14-207		15-204	
Contact Size	#12	#23	#12	#23	#12	#23	#12	#23
No. of Contacts	4	4	2	34	4	20	4	28
VAC Test Voltage	1300		1300		1300		1300	