

M85049/48-3
Low Profile Rectangular Backshells
for Individual Wires

M85049/48-3-3 F

Basic Part No. _____

Dash No. _____

Finish _____

F = Yellow Chromate over Cadmium

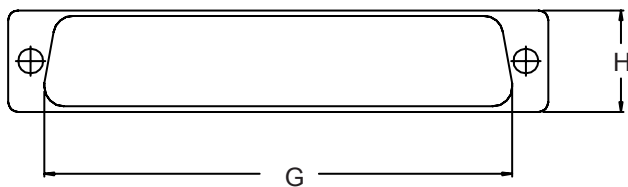
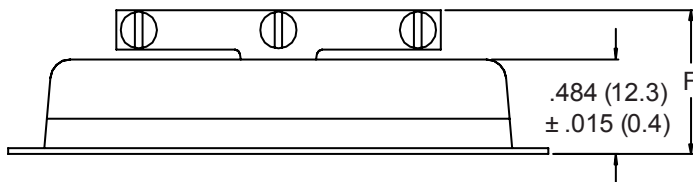
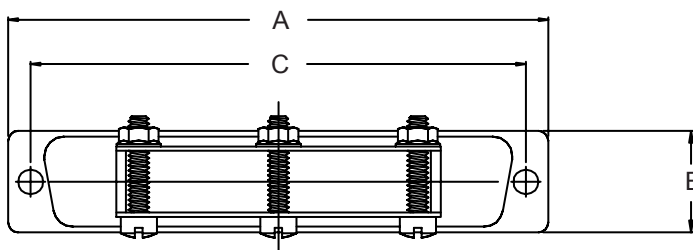


TABLE I: CONNECTOR INTERFACE & BACKSHELL DIMENSIONS

Dash No.	# of Screws	A ± .015 (0.4)	B ± .015 (0.4)	C ± .005 (.1)	F Max	G ± .015 (0.4)	H ± .015 (0.4)
2	2	1.531 (38.9)	.500 (12.7)	1.312 (33.3)	.679 (17.2)	1.091 (27.7)	.442 (11.2)
3	2	2.078 (52.8)	.500 (12.7)	1.852 (47.0)	.679 (17.2)	1.631 (41.4)	.442 (11.2)
4	3	2.718 (69.0)	.500 (12.7)	2.500 (63.5)	.679 (17.2)	2.282 (58.0)	.442 (11.2)
5	3	2.625 (66.7)	.609 (15.5)	2.406 (61.1)	.703 (17.9)	2.205 (56.0)	.565 (14.4)

1. For complete dimensions see applicable Military Specification.
2. Metric dimensions (mm) are indicated in parentheses.
3. Material: Steel.