

500-052
Micro-D Jackpost Kit
 for Micro-D Rear Mount Connectors



MIL-DTL-83513
 Micro-D

HOW TO ORDER

Series- Basic Part Number	Shell Size (Table I)	Dash No. (Table II)
500-052	2 – 09-51 4 – 100	
Sample Part Number:		
500-052	— 2	— 3
SEE PAGE C-4 FOR STANDARD MATERIALS INFORMATION		

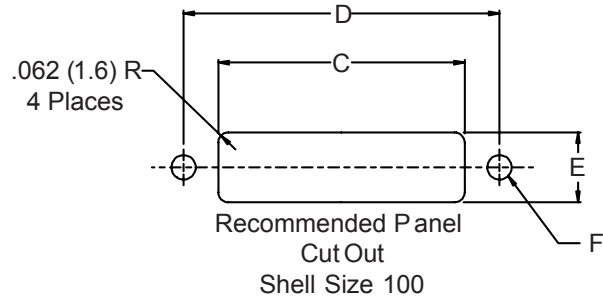
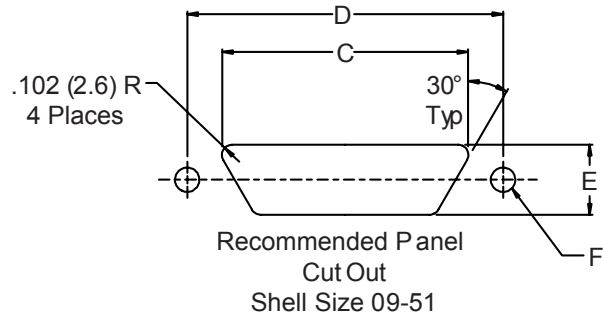
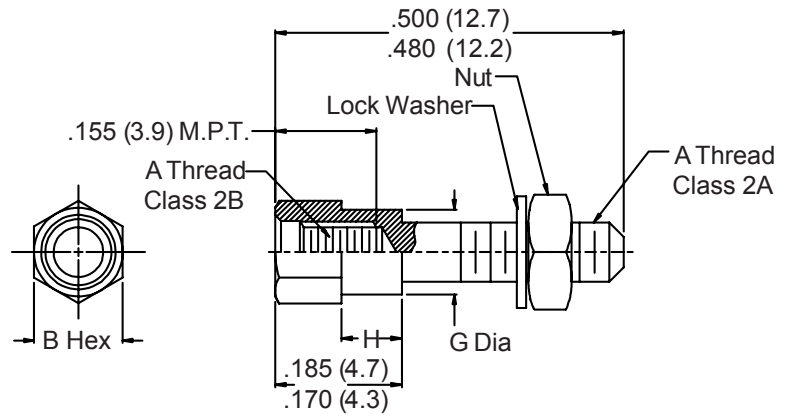


TABLE II: PANEL THICKNESS

DASH NO	Panel Thickness	H ±.005 (0.1)	Ref. Conn. Designator
2	1/32	.024 (0.6)	R1
3	3/64	.041 (1.0)	R2
4	1/16	.055 (1.4)	R3
5	3/32	.086 (2.2)	R4
6	1/8	.117 (3.0)	R5

TABLE I: DIMENSIONS

SHELL SIZE	SHELL SIZE	A Thread	B Hex Size	C ±.005 (0.1)	D ±.005 (0.1)	E ±.005 (0.1)	F	G ±.003 (0.1)
	09	2-56 UNC	.156 (4.0)	.406 (10.3)	.565 (14.4)	.256 (6.5)	.130/.125 (3.3/3.2)	.119 (3.0)
	15	2-56 UNC	.156 (4.0)	.556 (14.1)	.715 (18.2)	.256 (6.5)	.130/.125 (3.3/3.2)	.119 (3.0)
	21	2-56 UNC	.156 (4.0)	.706 (17.9)	.865 (22.0)	.256 (6.5)	.130/.125 (3.3/3.2)	.119 (3.0)
2	25	2-56 UNC	.156 (4.0)	.806 (20.5)	.965 (24.3)	.256 (6.5)	.130/.125 (3.3/3.2)	.119 (3.0)
	31	2-56 UNC	.156 (4.0)	.956 (24.3)	1.115 (28.3)	.256 (6.5)	.130/.125 (3.3/3.2)	.119 (3.0)
	37	2-56 UNC	.156 (4.0)	1.106 (28.1)	1.265 (32.1)	.256 (6.5)	.130/.125 (3.3/3.2)	.119 (3.0)
	51	2-56 UNC	.156 (4.0)	1.056 (26.8)	1.215 (30.9)	.300 (7.6)	.130/.125 (3.3/3.2)	.119 (3.0)
4	100	4-40 UNC	.187 (4.7)	1.520 (38.6)	1.800 (45.7)	.406 (10.3)	.151/.146 (3.8/3.7)	.140 (3.6)

Metric dimensions (mm) are indicated in parentheses