

RF, Microwave and Datalink Contacts

for MIL-DTL-38999, SuperNine®, Mighty Mouse and Micro-Crimp® Connectors



AS39029 Coaxial Contacts

Size #12 AS39029 Coaxial Contacts



These snap-in, rear-release contacts fit Glenair Series 80 Mighty Mouse, Series 23 SuperNine®, Series 79 Micro-Crimp® and MIL-DTL-38999 connectors with size #12 cavities. Crimp termination. SAE AS39029 qualified.

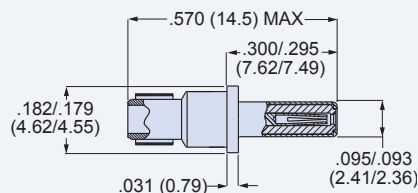
Technical Data	
Specifications	Construction
<ul style="list-style-type: none"> Operating temperature: -65°C. to +200°C. Dielectric withstanding voltage: 1000 Vac rms at sea level, 250 Vac at 50,000 feet Current rating: 1 ampere Durability: 500 mating cycles 50 ohm nominal impedance* VSWR: 1.32 max., 500 MHz to 3 GHz* Insertion loss: 0.20 dB max. @ 3 GHz* 	<ul style="list-style-type: none"> Inner contact, body, outer sleeve: copper alloy, gold over nickel underplate per AS39029 Type D Socket contact hood: stainless steel Insulator: fluoroplastic

* Applies to 852-004 and 852-005 only

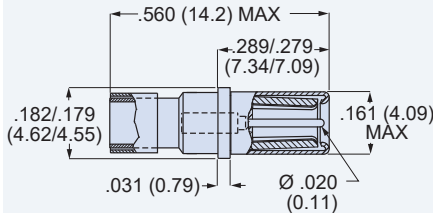
Size #12 AS39029 Coaxial Contacts

RG Cable	Size	Freq.	Pin Contact M38999 I-IV Ser. 79, 80	Socket Contact		Crimp Tools				Insertion/ Removal Tool
				M38999 Series I, III, IV	M38999 Ser. II Series 79, 80	Inner Contact Crimper	Positioner	Shield Crimp Sleeve Crimper	Die Set	
RG174	12	700 MHz	852-002-12-211 (M39029/28-211)	852-003-12-416 (M39029/75-416)	852-001-12-210 (M39029/27-210)	809-015 (M22520/2-01)	809-135 (M22520/2-34)	809-133 (M22520/31-01)	809-134 (M22520/31-02)	809-132 (M81969/14-04)
RG179	12	200 MHz	852-002-12-211 (M39029/28-211)	852-003-12-416 (M39029/75-416)	852-001-12-210 (M39029/27-210)	809-015 (M22520/2-01)	809-135 (M22520/2-34)	809-133 (M22520/31-01)	809-134 (M22520/31-02)	809-132 (M81969/14-04)
RG180	12	700 MHz	852-002-12-409 (M39029/28-409)	852-003-12-417 (M39029/75-417)	852-001-12-402 (M39029/27-402)	809-015 (M22520/2-01)	809-135 (M22520/2-34)	809-133 (M22520/31-01)	809-134 (M22520/31-02)	809-132 (M81969/14-04)
RG316	12	700 MHz	852-002-12-211 (M39029/28-211)	852-003-12-416 (M39029/75-416)	852-001-12-210 (M39029/27-210)	809-015 (M22520/2-01)	809-135 (M22520/2-34)	809-133 (M22520/31-01)	809-134 (M22520/31-02)	809-132 (M81969/14-04)
		3 GHz	852-004-12-558 (M39029/102-558)	852-005-12-559 (M39029/103-559)	(N/A)	809-128 (MH992)	859-006 (K1721)	809-129 (M22520/5-01)	809-130 (M22520/5-03)	809-132 (M81969/14-04)

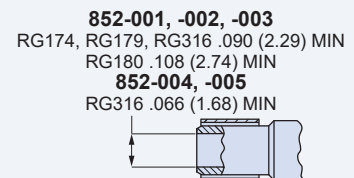
Pin Contact 852-002, 852-004



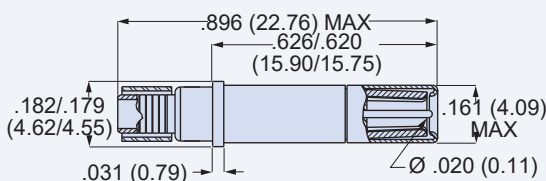
Socket Contact 852-001



Cable Entry



Socket Contact 852-003, 852-005



AS39029 Color Stripes

AS39029 Part No.	Color Bands		
	1st	2nd	3rd
M39029/27-210	RED	BROWN	BLACK
M39029/27-402	YELLOW	BLACK	RED
M39029/28-211	RED	BROWN	BROWN
M39029/28-409	YELLOW	BLACK	WHITE
M39029/75-416	YELLOW	BROWN	BLUE
M39029/75-417	YELLOW	BROWN	VIOLET
M39029/102-558	GREEN	GREEN	GRAY
M39029/103-559	GREEN	GREEN	WHITE

Inner Contact Crimp Barrel

