

**795-001S**  
 Cable Plug, Socket Contacts

- Size #8 Contacts
  - All-Aluminum Body
  - Two to Nine Ports
- 18 GHz BMB Coax
  - Environmental
  - Scoop-Proof

SERIES 795 MULTI-PIN RF CONNECTORS



Shown with 50 ohm G-Link<sup>RF</sup> coax contacts (sold separately)

**CONSTRUCTION**

- Shell: aluminum
- Grommet: fluorosilicone
- Jackscrew: SST, passivated
- Contact retainer clip: copper alloy, unplated


**SPECIFICATIONS**

- Operating temperature: -55 °C to +125 °C
- Shock: EIA-364-27 Condition D
- Vibration: EIA-364-28 Condition V Letter E
- Shell-to-shell resistance: 2.5 milliohms max. with ground spring option

**COAX CONTACTS**

Not included with 795-001 connector.  
 Sold separately.

G-Link<sup>RF</sup>



- Part Number **852-256**
- Integral release sleeve
- Attach SMA plug directly to contact

for Flexible Coax Cable



- Part Number **852-152**
- 18 GHz, solder termination
- Accepts 402-flex and 405 flex cable

**REMOVAL TOOL**

**859-022**  
 (M81969/14-06)

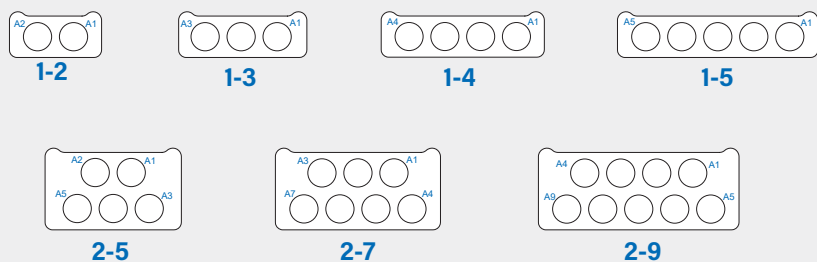


**Two to nine ports. Size 8 contacts.** 795-001 plugs have machined aluminum housings and fluorosilicone grommet for environmental protection. Size 8 socket contact cavities have beryllium copper retention clips. Use with 18 GHz BMB coax contacts (P/N 852-152, ordered separately) or 18 GHz G-Link<sup>RF</sup> BMB/SMA coax contacts (852-256, ordered separately).

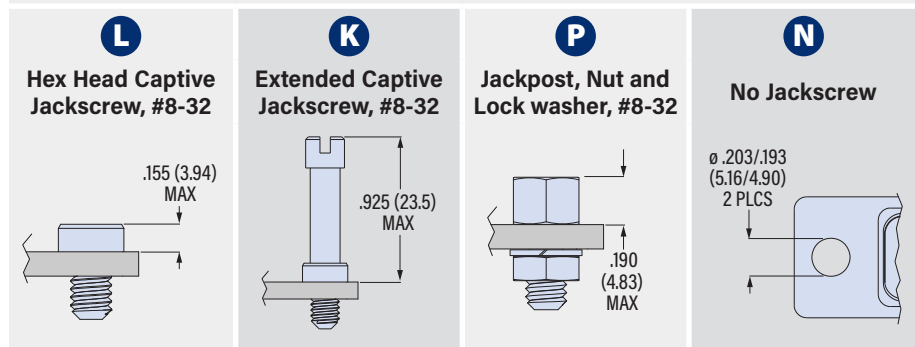
**PART NUMBER**

		<b>795-001S</b>	<b>1-4</b>	<b>M</b>	<b>L</b>
<b>Base P/N</b>	<b>795-001S</b>				
<b>Arrangement No.</b>	See Table 1				
	<b>1-2</b> 2 contacts				
	<b>1-3</b> 3 contacts				
	<b>1-4</b> 4 contacts				
	<b>1-5</b> 5 contacts				
	<b>2-5</b> 5 contacts, two row				
	<b>2-7</b> 7 contacts, two row				
	<b>2-9</b> 9 contacts, two row				
<b>Material/ Finish</b>	<b>M</b> Alum/ Electroless Nickel				
	<b>MT</b> Alum/ Nickel-PTFE				
<b>Hardware Option</b>	See Table 2				
	<b>L</b> Jackscrews, Hex Head #8-32, non-removable				
	<b>K</b> Extended Jackscrews Slot Head #8-32, non-removable				
	<b>N</b> No Hardware .198 (5.0) diameter thru-holes				
	<b>P</b> Jackposts #8-32, with nut and lock washer				

**TABLE 1 ARRANGEMENT NUMBER**



**TABLE 2 HARDWARE OPTION**

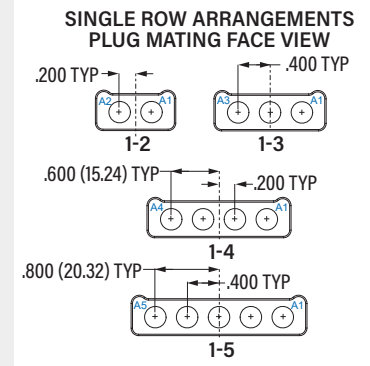
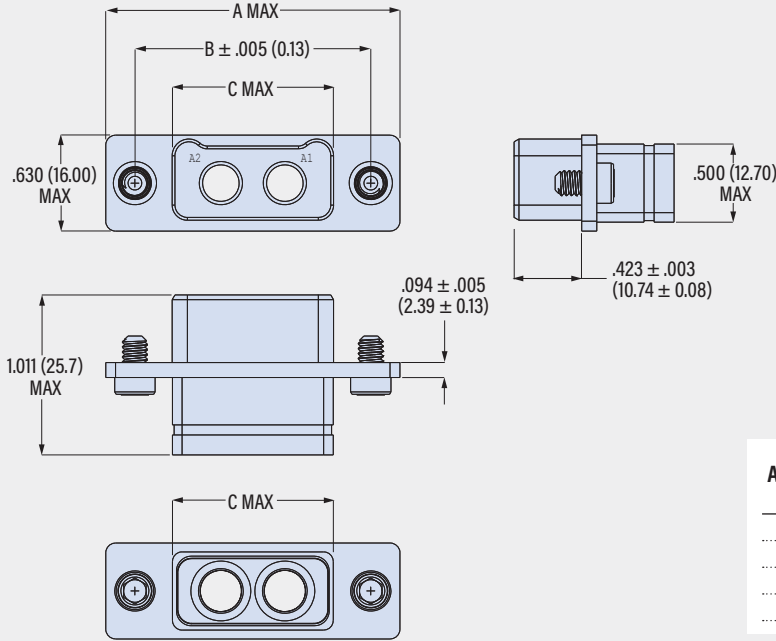


**795-001S**  
 Cable Plug, Socket Contacts

- Size #8 Contacts
- All-Aluminum Body
- Two to Nine Ports

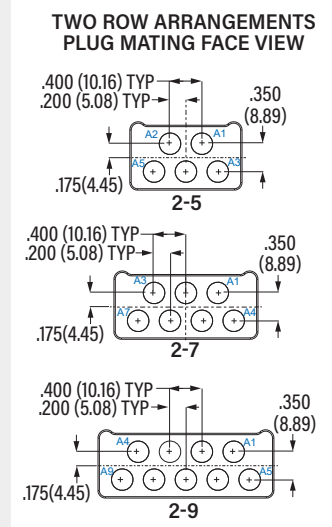
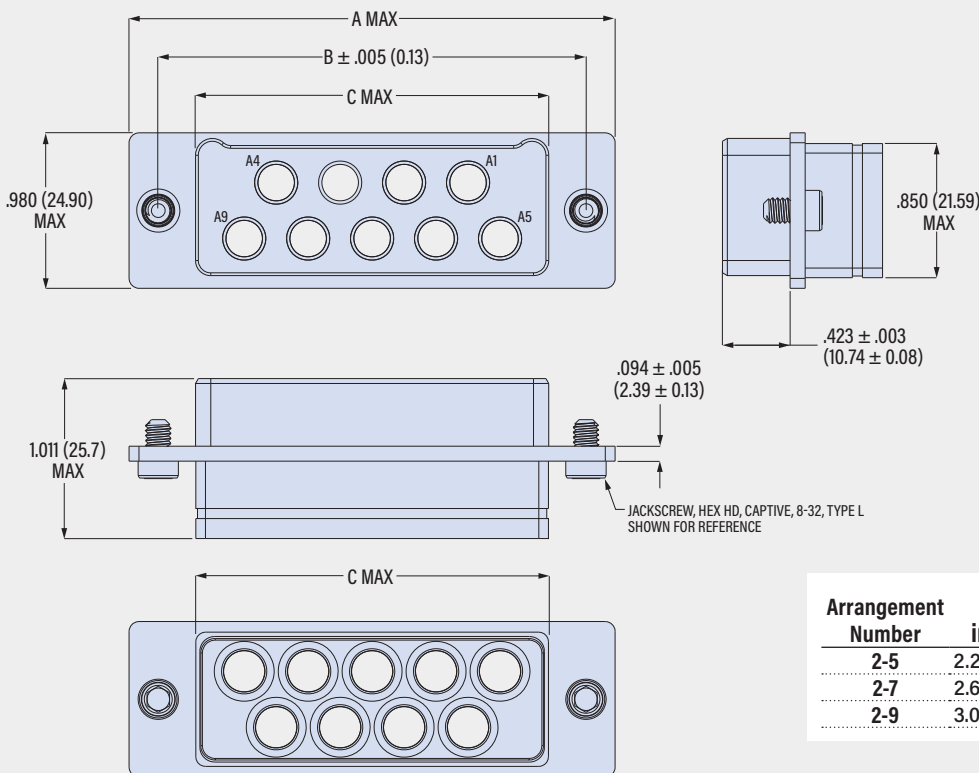
- 18 GHz BMB Coax
- Environmental
- Scoop-Proof

**795-001S SINGLE ROW**



Arrangement Number	A Max		B ± .005 (0.13)		C Max.	
	in	mm	in	mm	in	mm
1-2	1.850	46.99	1.475	37.47	1.015	25.78
1-3	2.250	57.15	1.875	47.63	1.415	35.94
1-4	1.650	67.31	2.275	57.79	1.815	46.10
1-5	3.050	77.47	2.675	67.95	2.215	56.26

**795-001S TWO ROW**



Arrangement Number	A Max		B ± .005 (0.13)		C Max.	
	in	mm	in	mm	in	mm
2-5	2.250	57.15	1.875	47.63	1.415	35.94
2-7	2.650	67.31	2.275	57.79	1.815	46.10
2-9	3.050	77.47	2.675	67.95	2.215	56.26