

795-003S
 Panel Mount Plug, Socket Contacts

- Size #8 Contacts
- All-Aluminum Body
- Two to Nine Ports
- 26.5 GHz BMB Coax
- Environmental
- Scoop-Proof



Shown with 50 ohm G-LinkRF coax contacts (sold separately)

CONSTRUCTION

- Shell: aluminum
- Grommet, face seal: fluorosilicone
- Jackpost: SST, passivated
- Retainer clips: copper alloy, unplated
- O-ring: fluorosilicone, filled with silver-plated aluminum
- EMI spring: beryllium copper, nickel plated


SPECIFICATIONS

- Operating temperature: -55 °C to +125 °C
- Shock: EIA-364-27 Condition D
- Vibration: EIA-364-28 Condition V Letter E
- Shell-to-shell resistance: 2.5 milliohms max. with ground spring option

COAX CONTACTS

Not included with 795-003 connector.
 Sold separately.

G-LinkRF



- Part Number **852-256**
- Integral release sleeve
- Attach SMA plug directly to contact

for Flexible Coax Cable



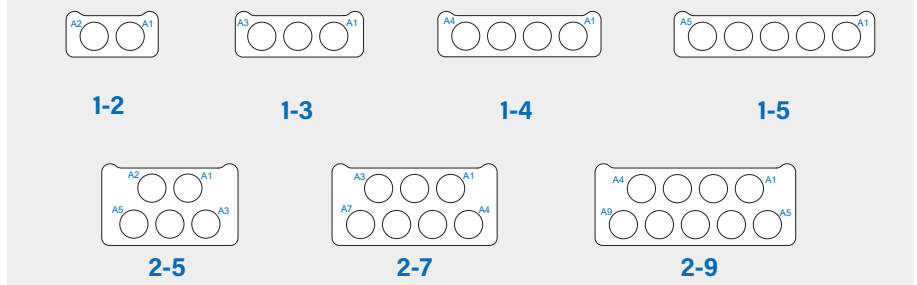
- Part Number **852-152**
- 18 GHz, solder termination
- Accepts 402-flex and 405 flex cable

Size 8 contacts. 795-003 panel mount plugs accommodate from two to nine coax socket contacts. Environmentally protected with O-ring and rear grommet. Housing is 6061-T6 machined aluminum. Size 8 socket contact cavities have beryllium copper retention clips. Use with BMB coax contacts (P/N 852-152, ordered separately) or G-LinkRF BMB/SMA coax contacts (852-256, ordered separately).

PART NUMBER

		795-003SBMB	1-4	M	P	C
Base P/N	795-003SBMB					
Arrangement No.	See Table 1 1-2 2 contacts 1-3 3 contacts 1-4 4 contacts 1-5 5 contacts 2-5 5 contacts, two row 2-7 7 contacts, two row 2-9 9 contacts, two row					
Material/ Finish	M Alum/ Electroless Nickel MT Alum/ Nickel-PTFE ZR Alum/ Black Zinc-Nickel					
Jackpost	P Jackpost #8-32, Non-Removable N No Jackpost					
O-ring	C Conductive O-ring N No O-ring					

TABLE 1 ARRANGEMENT NUMBER



REMOVAL TOOL

859-022
 (M81969/14-06)



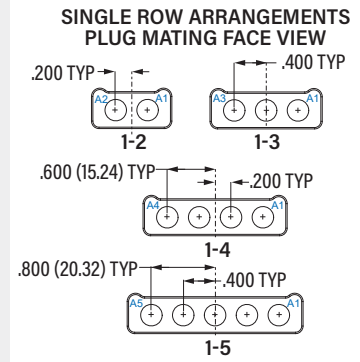
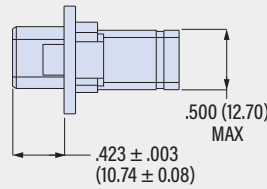
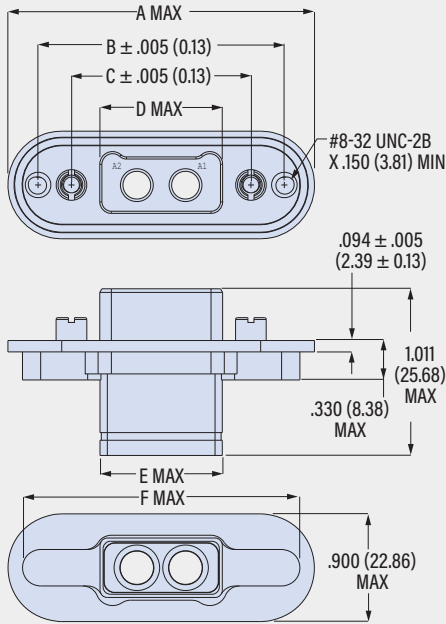
SERIES 795 MULTI-PIN RF CONNECTORS

795-003S
 Panel Mount Plug, Socket Contacts

- Size #8 Contacts
- All-Aluminum Body
- Two to Nine Ports
- 26.5 GHz BMB Coax
- Environmental
- Scoop-Proof

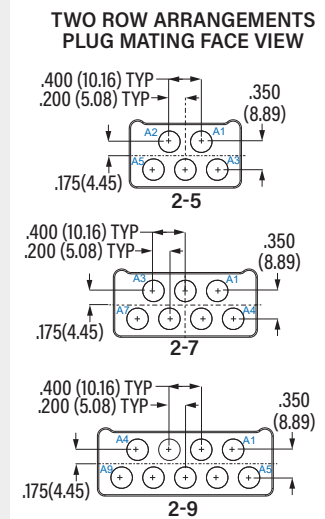
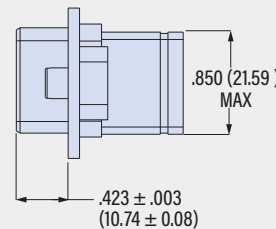
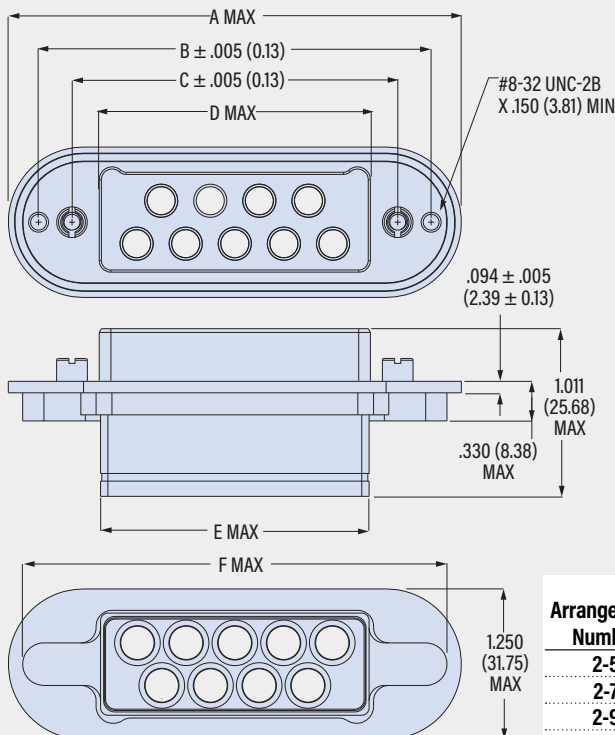
SERIES 795 MULTI-PIN RF CONNECTORS

795-003S SINGLE ROW



Arrangement Number	A Max		B ±.005 (0.13)		C ±.005 (0.13)		D Max		E Max		F Max	
	in	mm	in	mm	in	mm	in	mm	in	mm	in	mm
1-2	2.550	64.77	2.024	51.41	1.475	37.47	1.015	25.78	1.015	25.78	2.295	58.29
1-3	2.950	74.93	2.424	61.57	1.875	47.63	1.415	35.94	1.415	35.94	2.695	68.45
1-4	3.350	85.09	2.824	71.73	2.275	57.79	1.815	46.10	1.815	46.10	3.095	78.61
1-5	3.750	95.25	3.224	81.89	2.675	67.95	2.215	56.26	2.215	56.26	3.495	88.77

795-003S TWO ROW



Arrangement Number	A Max		B ±.005 (0.13)		C ±.005 (0.13)		D Max		E Max		F Max	
	in	mm	in	mm	in	mm	in	mm	in	mm	in	mm
2-5	2.950	74.93	2.424	61.57	1.875	47.63	1.415	35.94	1.415	35.94	2.695	68.45
2-7	3.350	85.09	2.824	71.73	2.275	57.79	1.815	46.10	1.815	46.10	3.095	78.61
2-9	3.750	95.25	3.224	81.89	2.675	67.95	2.215	56.26	2.215	56.26	3.495	88.77