

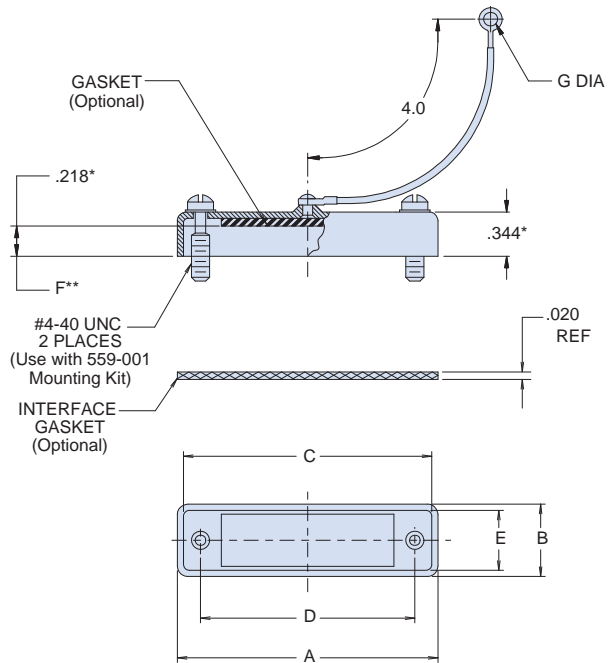
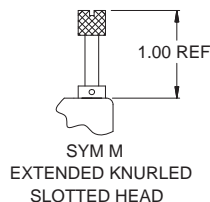
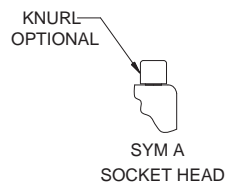
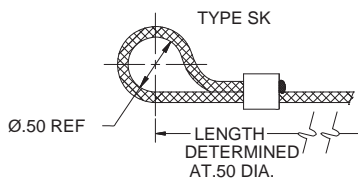
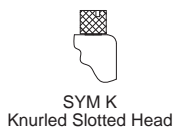
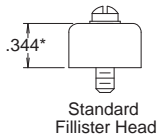
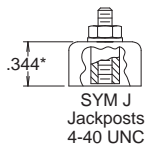
SPACE-GRADE MIL-DTL-24308 D-SUB BACKSHELLS Environmental Protective Cover with Lanyard Attachment Options



500-008



How To Order										
Sample Part Number	500-008 M 1 R3 G A L -01 -6									
Series	Protective Cover									
Finish Symbol	M = Electroless Nickel ZZ = Gold Plate									
Shell Size	1, 2, 3, 4, 5, 6 (Table I)									
Rear Mount Dash No.	R1, R2, R3, R4, R5, R6, R7, R8 (Table II) Omit for front mount									
Interface and Seal Gaskets	G = Interface Gasket and Seal Gasket Omit = Seal Gasket Only - = No Gaskets									
Jackscrew Option	A = Socket Head H = Hex Head Screw J = Jackposts K = Slotted Head M = Extended Slotted Head Omit = Standard Fillister Head									
Attachment Type	See Table V, Omit for Standard Wire Rope, Nylon Jacket									
Attachment Dia.	See Table III, Omit for Standard .182 or for Attachment Type SK Nylon Rope with Slip Knot									
Attachment Length	Length in Inches. Omit for Standard 4"									



* Dimension for front-mounted connectors only.
Dimensions are shorter for rear-mounted connectors
** Dimensions for rear-mounted connectors only.


MATERIALS

Cover: Aluminum alloy

Hardware: CRES / passivated

Seal Gasket: Silicone Interface Gasket: Metalastic

SPACE-GRADE MIL-DTL-24308 D-SUB BACKSHELLS Environmental Protective Cover with Lanyard Attachment Options



500-008

Table I: Shell Size					
Shell Size	A Max	B Max	C Ref	D ±.005 (0.13)	E Ref.
1	1.39 (35.31)	.51 (12.95)	1.23 (31.24)	.984 (24.99)	.41 (10.41)
2	1.72 (43.69)	.51 (12.95)	1.56 (39.62)	1.312 (33.32)	.41 (10.41)
3	2.26 (57.40)	.51 (12.95)	2.10 (53.34)	1.852 (47.04)	.41 (10.41)
4	2.90 (73.66)	.51 (12.95)	2.74 (69.60)	2.500 (63.50)	.41 (10.41)
5	2.81 (71.37)	.62 (15.75)	2.65 (67.31)	2.406 (61.11)	.52 (13.21)
6	2.90 (73.66)	.68 (17.27)	2.74 (69.60)	2.500 (63.50)	.58 (14.73)

Table II: Rear-Mount Dimensions		
Dash No.	F	Panel Thickness
R1	.187 (4.75)	.031 (0.79)
R2	.171 (4.34)	.047 (1.19)
R3	.156 (3.96)	.062 (1.57)
R4	.125 (3.18)	.093 (2.36)
R5	.114 (2.90)	.104 (2.64)
R6	.093 (2.36)	.125 (3.18)
R7	.062 (1.57)	.156 (3.96)
R8	.080 (2.03)	.138 (3.51)

Table III: Optional Attachment Diameter	
Dash No.	G Dia
01	.145 (3.68)
[omit]	.182 (4.62)
04	.197 (5.00)
06	.125 (3.18)

Table V: Attachment Type	
Sym.	Attachment Type
D	Bead chain, CRES, passivated
[omit]	Wire rope, Nylon jacket
E	Wire rope, Teflon jacket
L	Attachment omitted
R	Wire rope, PVC jacket
T	Wire rope, no jacket
S	#8 sash chain, CRES, passivated
U	Wire rope, Polyurethane jacket with terminal
Z	Nylon rope
SK	Nylon rope (black) with slip knot

D-SUBMINIATURE