
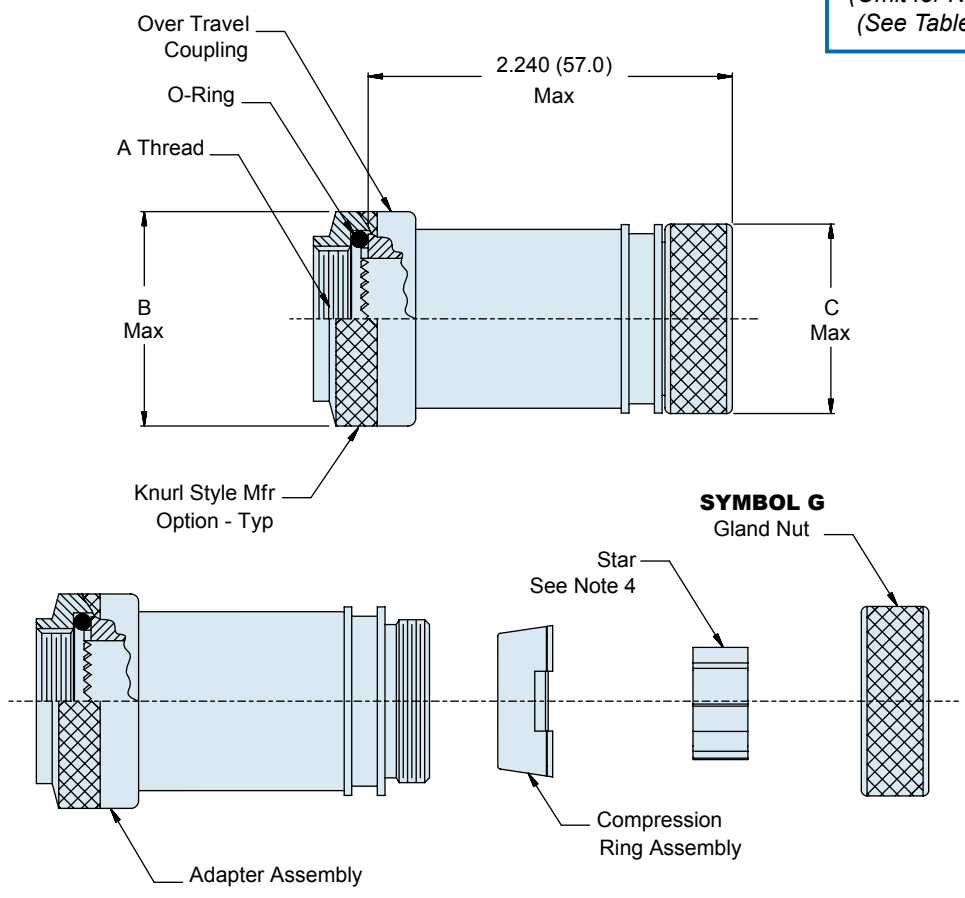
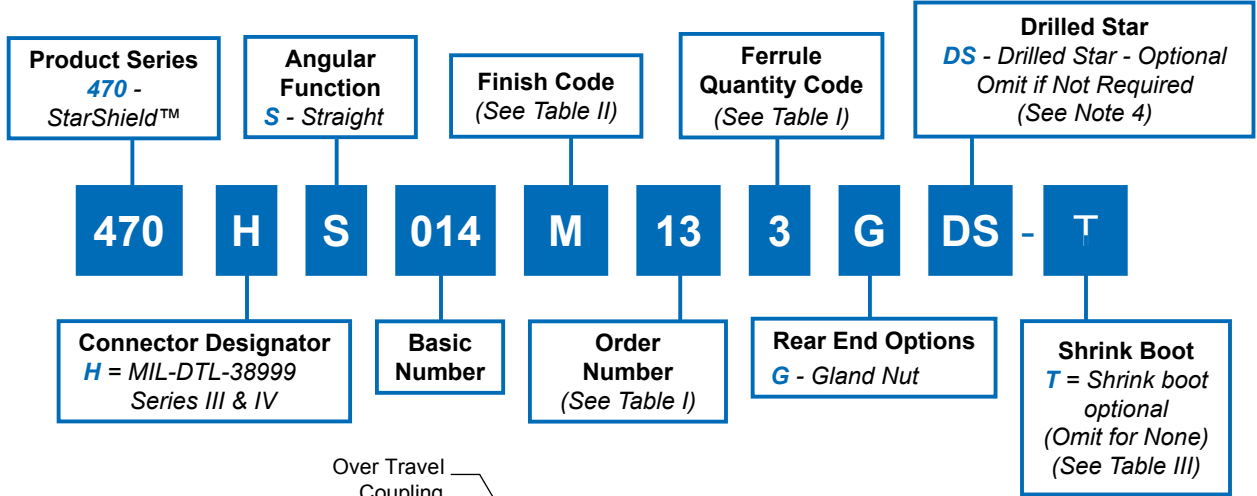


470-014
StarShield™ Extended Length EMI/RFI
Shield Termination Backshell
for MIL-DTL-38999 Series III and IV Connectors



StarShield™ environmental, high ferrule count backshell with self-nestor

B



© 2012 Glenair, Inc. Dimensions in inches (millimeters) and are subject to change without notice. StarShield™ Zero Length Shield Termination Catalog CAGE Code 06324 Printed in U.S.A.

470-014
StarShield™ Extended EMI/RFI
Shield Termination Backshell
for MIL-DTL-38999 Series III and IV Connectors



Table I: Dimensions						
Order No.	Connector Shell Size Ref	A Thread ISO Metric	B Dia Max	C Dia Max	Ferrule Quantity (See Note 4)	
					Std.	Opt.
09	A/9	M12 X 1 - 6H	.750 (19.0)	.690 (17.5)	1	-
11	B/11	M15 X 1 - 6H	.870 (22.0)	.850 (21.5)	2	-
13	C/13	M18 X 1 - 6H	1.000 (25.4)	.890 (22.5)	3	-
15	D/15	M22 X 1 - 6H	1.120 (30.5)	1.000 (25.4)	5	-
17	E/17	M25 X 1 - 6H	1.320 (33.5)	1.120 (28.5)	6	7
19	F/19	M28 X 1 - 6H	1.460 (37.0)	1.240 (31.5)	7	-
21	G/21	M31 X 1 - 6H	1.520 (38.5)	1.380 (35.0)	9	11
23	H/23	M34 X 1 - 6H	1.650 (42.0)	1.500 (38.0)	10	13
25	J/25	M37 X 1 - 6H	1.830 (46.5)	1.610 (41.0)	12	17

Table II: Material and Finish Options	
Code	Material; Finish Description
M	Aluminum; electroless nickel
MT	Aluminum; nickel - PTFE
NF	Aluminum; CAD/O. D. over electroless nickel
ZN	Aluminum; zinc nickel/O. D. over electroless nickel
ZR	Aluminum; zinc nickel/black over electroless nickel (RoHS)
ZRC	Aluminum; zinc nickel over electroless nickel (RoHS)
Z1	Stainless steel; passivate
ZM	Stainless steel; electroless nickel

Material/Finish	
Backshell, gland nut, compression ring and star	Aluminum alloy or CRES/Table II
O-ring	Silicone/n.a.
Coupling Nut	Stainless steel passivate

Table III: Shrink Boot	
Shell Size	Shrink Boot Part Number
09	770-001S1 04
11	770-001S1 06
13	770-001S1 06
15	770-001S1 07
17	770-001S1 07
19	770-001S1 08
21	770-001S1 08
23	770-001S1 08
25	770-001S1 09

Notes:

1. Assembly identified with manufacturer's name, part number and date code, space permitting.
2. For effective grounding, connector with conductive finish should be used.
3. Glenair 600 Series Backshell Assembly Tools are recommended for assembly and installation.
4. Star not supplied with Order Number 09. Drilled star is available on order numbers 15-25 only. If optional ferrule quantity per Table I is selected, one split and one solid star will be supplied.
5. Ferrule kit sold separately.
687-764 ferrule and HST device kit
687-809 ferrule and sealing device kit
687-748 solder ferrule
687-841-01 HST flex device

Dimensions in inches (millimeters) and are subject to change without notice.