



# Quick Disconnect

## 880-037R Rear Panel Mount, Right Angle PCB Receptacle with Mounting Holes



Series 880 Quick-Disconnect (QDC) rear panel mount, right angle PCB receptacles with mounting holes are sealed with epoxy and meet IP67 requirements in mated condition. For open face sealing in an unmated condition request modification code -518. Three contact sizes are available with current ratings of 5A, 3A and 1A. Aluminum or stainless steel housings and thermoplastic insulators. High performance crimp contacts are factory terminated to solid copper wire. Ultraminiature SuperFly® connectors are ideal for soldier systems and other applications where reduced size and weight are critical.

B

Shell Size and Insert Arrangements			
Insert Arrangements	No. of Contacts		
	#23 5A.	Micro 3A.	Nano 1A.
B7N	—	—	7
C10N	—	—	10
C2M2N	—	2	2
D3M	—	3	—
D2W2N	2	—	2
E3W	3	—	—
E4M	—	4	—
E19N	—	—	19
E4M4N	—	4	4
F4W	4	—	—
F7M	—	7	—
F22N	—	—	22
F4M8N	—	4	8
F4W4N	4	—	4
G7W	7	—	—
G10M	—	10	—
G31N	—	—	31
G6M10N	—	6	10
G6M12N	—	6	12
H10W	10	—	—
H37N	—	—	37
H6W14N	6	—	14
J44N	—	—	44
J7W19N	7	—	19
K19M	—	19	—
K13M19N	—	13	19
L22M	—	22	—

First letter of insert arrangement represents connector shell size, as in this example: K13M19N

### NOTES

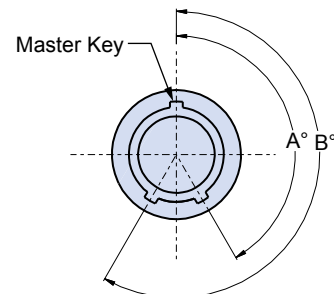
1. See Section A for insert arrangement layouts
2. See Section A for additional finish options

How To Order						
<b>Sample Part Number</b>	<b>880-037R</b>	<b>A</b>	<b>-B7N</b>	<b>-M</b>	<b>S</b>	<b>-.125</b>
<b>Series</b>	<b>880-037R</b>					
<b>Insert Style</b>	A = Unshrouded Contacts B = Shrouded Contacts recessed within insulator					
<b>Shell Size/ Insert Arr.1</b>	See Shell Size and Insert Arrangement Table					
<b>Material/ Finish<sup>2</sup></b>	M = Aluminum/electroless nickel RoHS compliant ZR = Aluminum/zinc-nickel, non-reflective with RoHS compliant black chromate MT = Aluminum/nickel-PTFE RoHS compliant ZMT = Stainless steel/nickel-PTFE RoHS compliant					
<b>PC Tail Finish</b>	S = Solder-dipped in 63/37 tin-lead G = Gold Plated					
<b>PC Tail Length</b>	.080, .125, .175; Length (L) in inches					

### MOD-686 POLARIZING OPTIONS

Standard Superfly connectors have a single master key. Versions with three keys are also available if alternate key positions are required. Add suffix code 686 to the part number per the following example: 880-037RA-B7N-MS-.125-**686A**

Plug Alternate Key Positions		
Suffix Code	A°	B°
686A	150°	210°
686B	75°	210°
686C	95°	230°
686D	140°	275°
686E	75°	275°
686F	95°	210°



### MOD-518 OPEN FACE SEALING

For IP67 performance in open face (unmated) condition, use suffix -518. Example: 880-037RA-B7N-MS-.125-**518**



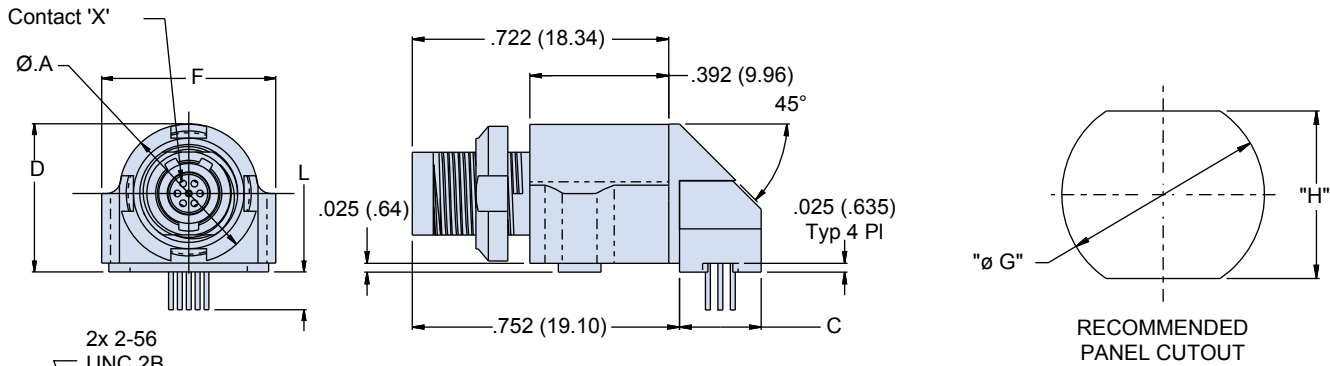
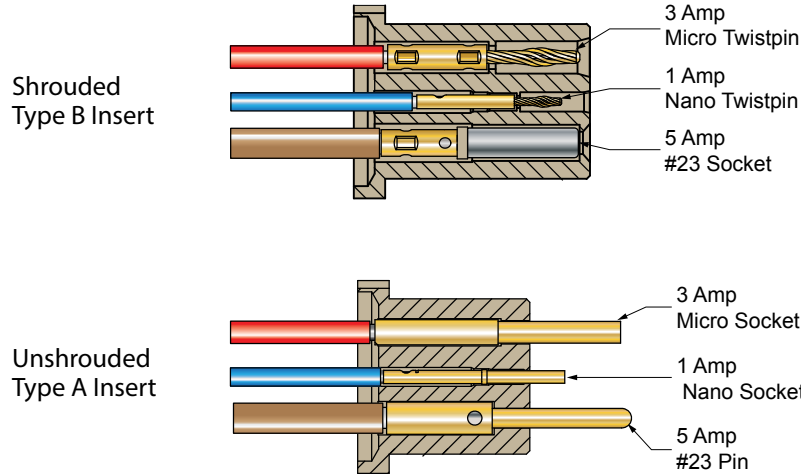
# Quick Disconnect



## 880-037R Rear Panel Mount, Right Angle PCB Receptacle with Mounting Holes

### ABOUT SHROUDED AND UNSHROUDED SUPERFLY® CONFIGURATIONS

Shrouded contacts are recessed within the insert. Unshrouded contacts extend from the insert face. Shrouded inserts contain 1 amp and 3 amp Twistpin contacts along with 5 amp socket contacts. Unshrouded inserts contain 1 amp and 3 amp sockets and 5 amp pin.



Dimensions for Shell Size B thru G																
Shell Size	A		B		C Max		D Ref		E Basic		F		G Ø		H Flats	
	In	mm	In	mm	In	mm	In	mm	In	mm	In	mm	In	mm	In	mm
B	.392	9.96	.338	8.59	.230	5.84	.417	10.59	.330	8.38	.490	12.45	.283	7.19	.241	6.12
C	.412	10.46	.358	9.09	.250	6.35	.437	11.10	.350	8.89	.510	12.95	.305	7.75	.261	6.63
D	.431	10.95	.377	9.58	.269	6.83	.456	11.58	.350	8.89	.510	12.95	.324	8.23	.281	7.14
E	.451	11.46	.397	10.08	.289	7.34	.476	12.09	.370	9.40	.530	13.46	.344	8.74	.300	7.62
F	.471	11.96	.417	10.59	.309	7.85	.496	12.60	.370	9.40	.530	13.46	.364	9.25	.320	8.13
G	.490	12.45	.436	11.07	.374	9.50	.516	13.11	.390	9.91	.550	13.97	.383	9.73	.340	8.64
H	.532	13.51	.476	12.09	.374	9.50	.557	14.15	.390	9.91	.419	1.64	.379	9.63	.379	9.63
J	.569	14.45	.515	13.08	.430	1.92	.594	15.09	.427	1.85	.459	11.66	.418	1.62	.418	1.62
K	.588	14.94	.534	13.56	.450	11.43	.613	15.57	.446	11.33	.478	12.14	.438	11.13	.438	11.13
L	.628	15.95	.574	14.58	.480	12.19	.653	16.59	.485	12.32	.518	13.16	.478	12.14	.478	12.14

