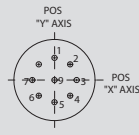


Mating face of pin insert shown (socket will be opposite)

9-23

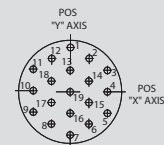
9 #23



I.D. No.	Location		I.D. No.	Location	
	X	Y		X	Y
1	.000	.105	6	-.074	-.074
2	.074	.074	7	-.105	.000
3	.105	.000	8	-.074	.074
4	.074	-.074	9	.000	.000
5	.000	-.105			

11-23

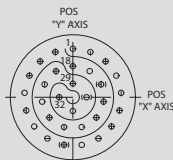
19 #23



I.D. No.	Location		I.D. No.	Location	
	X	Y		X	Y
1	.000 (0.00)	.161 (4.08)	11	-.139 (3.53)	.080 (2.04)
2	.070 (1.77)	.120 (3.06)	12	-.070 (1.77)	.120 (3.06)
3	.139 (3.53)	.080 (2.04)	13	.000 (0.00)	.080 (2.04)
4	.139 (3.53)	.000 (0.00)	14	.070 (1.77)	.040 (1.02)
5	.139 (3.53)	-.080 (2.04)	15	.070 (1.77)	-.040 (1.02)
6	.070 (1.77)	-.120 (3.06)	16	.000 (0.00)	-.080 (2.04)
7	.000 (0.00)	-.161 (4.08)	17	-.070 (1.77)	-.040 (1.02)
8	-.070 (1.77)	-.120 (3.06)	18	-.070 (1.77)	.040 (1.02)
9	-.139 (3.53)	-.080 (2.04)	19	.000 (0.00)	.000 (0.00)
10	-.139 (3.53)	.000 (0.00)			

13-23

32 #23



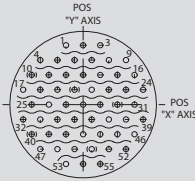
I.D. No.	Location		I.D. No.	Location	
	X	Y		X	Y
1	.000	.224	17	-.081	.209
2	.081	.209	18	.000	.143
3	.151	.165	19	.078	.121
4	.200	.100	20	.130	.059
5	.223	.021	21	.142	-.021
6	.215	-0.061	22	.108	-.094
7	.178	-0.135	23	.041	-.137
8	.118	-0.190	24	-.041	-.137
9	.041	-0.220	25	-.108	.094
10	-0.041	-0.220	26	-.142	-.021
11	-0.118	-0.190	27	-.130	.059
12	-0.178	-0.135	28	-.078	.121
13	-0.215	-0.061	29	.000	.063
14	-0.223	.021	30	.063	.000
15	-0.200	.100	31	.000	-.063
16	-0.151	.165	32	-.063	.000

Based on MIL-STD-1560 and other specs, contact factory for more details

Mating face of pin insert shown (socket will be opposite)

15-23

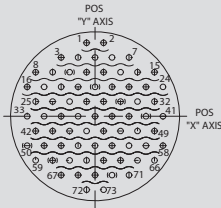
55 #23



I.D. No.	Location		I.D. No.	Location		I.D. No.	Location	
	X	Y		X	Y		X	Y
1	-0.080	.278	20	-0.040	.070	39	.281	-0.070
2	.000	.278	21	.040	.070	40	-0.241	-0.139
3	.080	.278	22	.121	.070	41	-0.161	-0.139
4	-0.201	.209	23	.201	.070	42	-0.080	-0.139
5	-0.121	.209	24	.281	.070	43	.000	-0.139
6	-0.040	.209	25	-0.241	.000	44	.080	-0.139
7	.040	.209	26	-0.161	.000	45	.161	-0.139
8	.121	.209	27	-0.080	.000	46	.241	-0.139
9	.201	.209	28	.000	.000	47	-0.201	-0.209
10	-0.241	.139	29	.080	.000	48	-0.121	-0.209
11	-0.161	.139	30	.161	.000	49	-0.040	-0.209
12	-0.080	.139	31	.241	.000	50	.040	-0.209
13	.000	.139	32	-0.281	-0.070	51	.121	-0.209
14	.080	.139	33	-0.201	-0.070	52	.201	-0.209
15	.161	.139	34	-0.121	-0.070	53	-0.080	-0.278
16	.241	.139	35	-0.040	-0.070	54	.000	-0.278
17	-0.281	.070	36	.040	-0.070	55	.080	-0.278
18	-0.201	.070	37	.121	-0.070			
19	-0.121	.070	38	.201	-0.070			

17-23

73 #23



I.D. No.	Location		I.D. No.	Location		I.D. No.	Location	
	X	Y		X	Y		X	Y
1	-0.040	.348	26	-0.201	.070	51	-0.241	-0.139
2	.040	.348	27	-0.121	.070	52	-0.161	-0.139
3	-0.161	.278	28	-0.040	.070	53	-0.080	-0.139
4	-0.080	.278	29	.040	.070	54	.000	-0.139
5	.000	.278	30	.121	.070	55	.080	-0.139
6	.080	.278	31	.201	.070	56	.161	-0.139
7	.161	.278	32	.281	.070	57	.241	-0.139
8	-0.281	.209	33	-0.321	.000	58	.321	-0.139
9	-0.201	.209	34	-0.241	.000	59	-0.281	-0.209
10	-0.121	.209	35	-0.161	.000	60	-0.201	-0.209
11	-0.040	.209	36	-0.080	.000	61	-0.121	-0.209
12	.040	.209	37	.000	.000	62	-0.040	-0.209
13	.121	.209	38	.080	.000	63	.040	-0.209
14	.201	.209	39	.161	.000	64	.121	-0.209
15	.281	.209	40	.241	.000	65	.201	-0.209
16	-0.321	.139	41	.321	.000	66	.281	-0.209
17	-0.241	.139	42	-0.281	-0.070	67	-0.161	-0.278
18	-0.161	.139	43	-0.201	-0.070	68	-0.080	-0.278
19	-0.080	.139	44	-0.121	-0.070	69	.000	-0.278
20	.000	.139	45	-0.040	-0.070	70	.080	-0.278
21	.080	.139	46	.040	-0.070	71	.161	-0.278
22	.161	.139	47	.121	-0.070	72	-0.040	-0.348
23	.241	.139	48	.201	-0.070	73	.040	-0.348
24	.321	.139	49	.281	-0.070			
25	-0.281	.070	50	-0.321	-0.139			

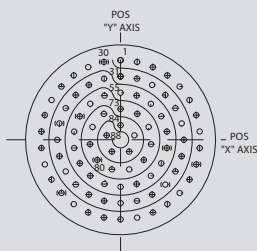
Based on MIL-STD-1560 and other specs, contact factory for more details

Mating face of pin insert shown (socket will be opposite)

PCB FOOTPRINTS

19-23

88 #23



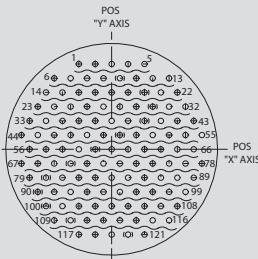
I.D. No.	Location		I.D. No.	Location		I.D. No.	Location	
	X	Y		X	Y		X	Y
1	.000	.393	31	.000	.313	61	.201	-0.116
2	.082	.385	32	.081	.302	62	.150	-0.178
3	.160	.359	33	.156	.271	63	.080	-0.219
4	.231	.318	34	.221	.221	64	.000	-0.233
5	.292	.263	35	.271	.156	65	-0.080	-0.219
6	.341	.197	36	.302	.081	66	-0.150	-0.178
7	.374	.122	37	.313	.000	67	-0.201	-0.116
8	.391	.041	38	.302	-0.081	68	-0.229	-0.041
9	.391	-0.041	39	.271	-0.156	69	-0.229	.041
10	.374	-0.122	40	.221	-0.221	70	-0.201	.116
11	.341	-0.197	41	.156	-0.271	71	-0.150	.178
12	.292	-0.263	42	.081	-0.302	72	-0.080	.219
13	.231	-0.318	43	.000	-0.313	73	.000	.152
14	.160	-0.359	44	-0.081	-0.302	74	.082	.128
15	.082	-0.385	45	-0.156	-0.271	75	.139	.063
16	.000	-0.393	46	-0.221	-0.221	76	.151	-0.022
17	-0.082	-0.385	47	-0.271	-0.156	77	.115	-0.100
18	-0.160	-0.359	48	-0.302	-0.081	78	.043	-0.146
19	-0.231	-0.318	49	-0.313	.000	79	-0.043	-0.146
20	-0.292	-0.263	50	-0.302	.081	80	-0.115	-0.100
21	-0.341	-0.197	51	-0.271	.156	81	-0.151	-0.022
22	-0.374	-0.122	52	-0.221	.221	82	-0.139	.063
23	-0.391	-0.041	53	-0.156	.271	83	-0.082	.128
24	-0.391	.041	54	-0.081	.302	84	.000	.072
25	-0.374	.122	55	.000	.233	85	.069	.022
26	-0.341	.197	56	.080	.219	86	.043	-0.058
27	-0.292	.263	57	.150	.178	87	-0.043	-0.058
28	-0.231	.318	58	.201	.116	88	-0.069	.022
29	-0.160	.359	59	.229	.041			
30	-0.082	.385	60	.229	-0.041			

Based on MIL-STD-1560 and other specs, contact factory for more details

Mating face of pin insert shown (socket will be opposite)

21-23

121 #23



I.D. No.	Location		I.D. No.	Location		I.D. No.	Location	
	X	Y		X	Y		X	Y
1	-0.161	.417	41	.241	.139	81	-0.241	-0.139
2	-0.080	.417	42	.321	.139	82	-0.161	-0.139
3	.000	.417	43	.402	.139	83	-0.080	-0.139
4	.080	.417	44	-0.442	.070	84	.000	-0.139
5	.161	.417	45	-0.361	.070	85	.080	-0.139
6	-0.281	.348	46	-0.281	.070	86	.161	-0.139
7	-0.201	.348	47	-0.201	.070	87	.241	-0.139
8	-0.121	.348	48	-0.121	.070	88	.321	-0.139
9	-0.040	.348	49	-0.040	.070	89	.402	-0.139
10	.040	.348	50	.040	.070	90	-0.361	-0.209
11	.121	.348	51	.121	.070	91	-0.281	-0.209
12	.201	.348	52	.201	.070	92	-0.201	-0.209
13	.281	.348	53	.281	.070	93	-0.121	-0.209
14	-0.321	.278	54	.361	.070	94	-0.040	-0.209
15	-0.241	.278	55	.442	.070	95	.040	-0.209
16	-0.161	.278	56	-0.402	.000	96	.121	-0.209
17	-0.080	.278	57	-0.321	.000	97	.201	-0.209
18	.000	.278	58	-0.241	.000	98	.281	-0.209
19	.080	.278	59	-0.161	.000	99	.361	-0.209
20	.161	.278	60	-0.080	.000	100	-0.321	-0.278
21	.241	.278	61	.000	.000	101	-0.241	-0.278
22	.321	.278	62	.080	.000	102	-0.161	-0.278
23	-0.361	.209	63	.161	.000	103	-0.080	-0.278
24	-0.281	.209	64	.241	.000	104	.000	-0.278
25	-0.201	.209	65	.321	.000	105	.080	-0.278
26	-0.121	.209	66	.402	.000	106	.161	-0.278
27	-0.040	.209	67	-0.442	-0.070	107	.241	-0.278
28	.040	.209	68	-0.361	-0.070	108	.321	-0.278
29	.121	.209	69	-0.281	-0.070	109	-0.281	-0.348
30	.201	.209	70	-0.201	-0.070	110	-0.201	-0.348
31	.281	.209	71	-0.121	-0.070	111	-0.121	-0.348
32	.361	.209	72	-0.040	-0.070	112	-0.040	-0.348
33	-0.402	.139	73	.040	-0.070	113	.040	-0.348
34	-0.321	.139	74	.121	-0.070	114	.121	-0.348
35	-0.241	.139	75	.201	-0.070	115	.201	-0.348
36	-0.161	.139	76	.281	-0.070	116	.281	-0.348
37	-0.080	.139	77	.361	-0.070	117	-0.161	-0.417
38	.000	.139	78	.442	-0.070	118	-0.080	-0.417
39	.080	.139	79	-0.402	-0.139	119	.000	-0.417
40	.161	.139	80	-0.321	-0.139	120	.080	-0.417
						121	.161	-0.417

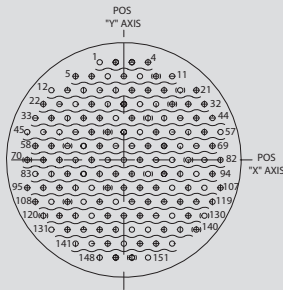
Based on MIL-STD-1560 and other specs, contact factory for more details

Mating face of pin insert shown (socket will be opposite)

PCB FOOTPRINTS

23-23

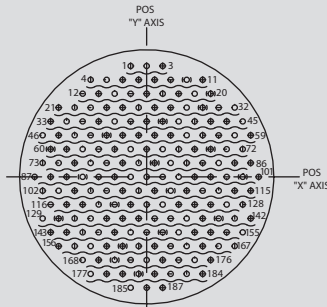
151 #23



I.D. No.	Location		I.D. No.	Location		I.D. No.	Location	
	X	Y		X	Y		X	Y
1	-0.121	.487	52	.080	.139	103	.161	-0.139
2	-0.040	.487	53	.161	.139	104	.241	-0.139
3	.040	.487	54	.241	.139	105	.321	-0.139
4	.121	.487	55	.321	.139	106	.402	-0.139
5	-0.241	.417	56	.402	.139	107	.482	-0.139
6	-0.161	.417	57	.482	.139	108	-0.442	-0.209
7	-0.080	.417	58	-0.442	.070	109	-0.361	-0.209
8	.000	.417	59	-0.361	.070	110	-0.281	-0.209
9	.080	.417	60	-0.281	.070	111	-0.201	-0.209
10	.161	.417	61	-0.201	.070	112	-0.121	-0.209
11	.241	.417	62	-0.121	.070	113	-0.040	-0.209
12	-0.361	.348	63	-0.040	.070	114	.040	-0.209
13	-0.281	.348	64	.040	.070	115	.121	-0.209
14	-0.201	.348	65	.121	.070	116	.201	-0.209
15	-0.121	.348	66	.201	.070	117	.281	-0.209
16	-0.040	.348	67	.281	.070	118	.361	-0.209
17	.040	.348	68	.361	.070	119	.442	-0.209
18	.121	.348	69	.442	.070	120	-0.402	-0.278
19	.201	.348	70	-0.482	.000	121	-0.321	-0.278
20	.281	.348	71	-0.402	.000	122	-0.241	-0.278
21	.361	.348	72	-0.321	.000	123	-0.161	-0.278
22	-0.402	.278	73	-0.241	.000	124	-0.080	-0.278
23	-0.321	.278	74	-0.161	.000	125	.000	-0.278
24	-0.241	.278	75	-0.080	.000	126	.080	-0.278
25	-0.161	.278	76	.000	.000	127	.161	-0.278
26	-0.080	.278	77	.080	.000	128	.241	-0.278
27	.000	.278	78	.161	.000	129	.321	-0.278
28	.080	.278	79	.241	.000	130	.402	-0.278
29	.161	.278	80	.321	.000	131	-0.361	-0.348
30	.241	.278	81	.402	.000	132	-0.281	-0.348
31	.321	.278	82	.482	.000	133	-0.201	-0.348
32	.402	.278	83	-0.442	-0.070	134	-0.121	-0.348
33	-0.442	.209	84	-0.361	-0.070	135	-0.040	-0.348
34	-0.361	.209	85	-0.281	-0.070	136	.040	-0.348
35	-0.281	.209	86	-0.201	-0.070	137	.121	-0.348
36	-0.201	.209	87	-0.121	-0.070	138	.201	-0.348
37	-0.121	.209	88	-0.040	-0.070	139	.281	-0.348
38	-0.040	.209	89	.040	-0.070	140	.361	-0.348
39	.040	.209	90	.121	-0.070	141	-0.241	-0.417
40	.121	.209	91	.201	-0.070	142	-0.161	-0.417
41	.201	.209	92	.281	-0.070	143	-0.080	-0.417
42	.281	.209	93	.361	-0.070	144	.000	-0.417
43	.361	.209	94	.442	-0.070	145	.080	-0.417
44	.442	.209	95	-0.482	-0.139	146	.161	-0.417
45	-0.482	.139	96	-0.402	-0.139	147	.241	-0.417
46	-0.402	.139	97	-0.321	-0.139	148	-0.121	-0.487
47	-0.321	.139	98	-0.241	-0.139	149	-0.040	-0.487
48	-0.241	.139	99	-0.161	-0.139	150	.040	-0.487
49	-0.161	.139	100	-0.080	-0.139	151	.121	-0.487
50	-0.080	.139	101	.000	-0.139			
51	.000	.139	102	.080	-0.139			

Based on MIL-STD-1560 and other specs, contact factory for more details

Mating face of pin insert shown (socket will be opposite)



I.D. No.	Location X	Location Y	I.D. No.	Location X	Location Y	I.D. No.	Location X	Location Y	I.D. No.	Location X	Location Y
1	-0.080	.556	25	-0.121	.348	49	-0.281	.209	73	-0.522	.070
2	.000	.556	26	-0.040	.348	50	-0.201	.209	74	-0.442	.070
3	.080	.556	27	.040	.348	51	-0.121	.209	75	-0.361	.070
4	-0.281	.487	28	.121	.348	52	-0.040	.209	76	-0.281	.070
5	-0.201	.487	29	.201	.348	53	.040	.209	77	-0.201	.070
6	-0.121	.487	30	.281	.348	54	.121	.209	78	-0.121	.070
7	-0.040	.487	31	.361	.348	55	.201	.209	79	-0.040	.070
8	.040	.487	32	.442	.348	56	.281	.209	80	.040	.070
9	.121	.487	33	-0.482	.278	57	.361	.209	81	.121	.070
10	.201	.487	34	-0.402	.278	58	.442	.209	82	.201	.070
11	.281	.487	35	-0.321	.278	59	.522	.209	83	.281	.070
12	-0.321	.417	36	-0.241	.278	60	-0.482	.139	84	.361	.070
13	-0.241	.417	37	-0.161	.278	61	-0.402	.139	85	.442	.070
14	-0.161	.417	38	-0.080	.278	62	-0.321	.139	86	.522	.070
15	-0.080	.417	39	.000	.278	63	-0.241	.139	87	-0.562	.000
16	.000	.417	40	.080	.278	64	-0.161	.139	88	-0.482	.000
17	.080	.417	41	.161	.278	65	-0.080	.139	89	-0.402	.000
18	.161	.417	42	.241	.278	66	.000	.139	90	-0.321	.000
19	.241	.417	43	.321	.278	67	.080	.139	91	-0.241	.000
20	.321	.417	44	.402	.278	68	.161	.139	92	-0.161	.000
21	-0.442	.348	45	.482	.278	69	.241	.139	93	-0.080	.000
22	-0.361	.348	46	-0.522	.209	70	.321	.139	94	.000	.000
23	-0.281	.348	47	-0.442	.209	71	.402	.139	95	.080	.000
24	-0.201	.348	48	-0.361	.209	72	.482	.139	96	.161	.000
97	.241	.000	121	-0.080	-0.139	145	-0.321	-0.278	169	-0.241	-0.417
98	.321	.000	122	.000	-0.139	146	-0.241	-0.278	170	-0.161	-0.417
99	.402	.000	123	.080	-0.139	147	-0.161	-0.278	171	-0.080	-0.417
100	.482	.000	124	.161	-0.139	148	-0.080	-0.278	172	.000	-0.417
101	.562	.000	125	.241	-0.139	149	.000	-0.278	173	.080	-0.417
102	-0.522	-0.070	126	.321	-0.139	150	.080	-0.278	174	.161	-0.417
103	-0.442	-0.070	127	.402	-0.139	151	.161	-0.278	175	.241	-0.417
104	-0.361	-0.070	128	.482	-0.139	152	.241	-0.278	176	.321	-0.417
105	-0.281	-0.070	129	-0.522	-0.209	153	.321	-0.278	177	-0.281	-0.487
106	-0.201	-0.070	130	-0.442	-0.209	154	.402	-0.278	178	-0.201	-0.487
107	-0.121	-0.070	131	-0.361	-0.209	155	.482	-0.278	179	-0.121	-0.487
108	-0.040	-0.070	132	-0.281	-0.209	156	-0.442	-0.348	180	-0.040	-0.487
109	.040	-0.070	133	-0.201	-0.209	157	-0.361	-0.348	181	.040	-0.487
110	.121	-0.070	134	-0.121	-0.209	158	-0.281	-0.348	182	.121	-0.487
111	.201	-0.070	135	-0.040	-0.209	159	-0.201	-0.348	183	.201	-0.487
112	.281	-0.070	136	.040	-0.209	160	-0.121	-0.348	184	.281	-0.487
113	.361	-0.070	137	.121	-0.209	161	-0.040	-0.348	185	-0.080	-0.556
114	.442	-0.070	138	.201	-0.209	162	.040	-0.348	186	.000	-0.556
115	.522	-0.070	139	.281	-0.209	163	.121	-0.348	187	.080	-0.556
116	-0.482	-0.139	140	.361	-0.209	164	.201	-0.348			
117	-0.402	-0.139	141	.442	-0.209	165	.281	-0.348			
118	-0.321	-0.139	142	.522	-0.209	166	.361	-0.348			
119	-0.241	-0.139	143	-0.482	-0.278	167	.442	-0.348			
120	-0.161	-0.139	144	-0.402	-0.278	168	-0.321	-0.417			

Based on MIL-STD-1560 and other specs, contact fac