

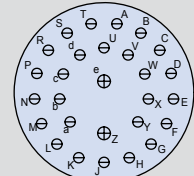
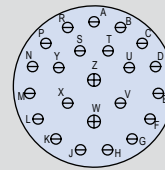
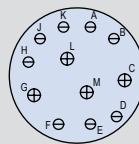
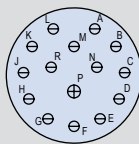
# MIL-STD-1560 combo contact arrangements

## MIL-DTL-38999 Series III Type - Pin front view shown

**A**

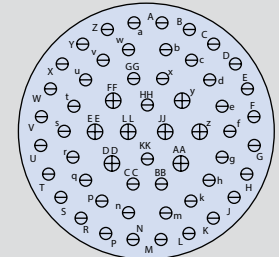
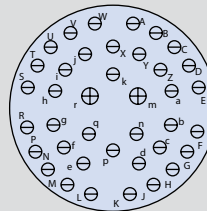
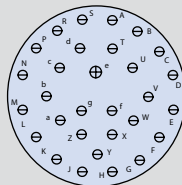
Contact Size				Number of Contacts				Insert
				#20	#16	#12	10	
Size #20 Contacts 7.5 Amp Max. Current #20-#24 AWG 	Size #16 Contacts 13 Amp Max. Current #16-#20 AWG 	Size #12 Contacts 23 Amp Max. Current #12-#14 AWG 	Size #10 Contacts 23 Amp Max. Current #10 AWG 	14	1			15-15
				8	4			15-97
				21	2			17-99
				26	2			19-28
				29	1			19-30
				37	2			21-39
				48	8			25-4
				2			9	25-11
					12	12		25-24
					23	20		25-43

Contact Legend  
 #22D • #20 ⊖ #16 ⊕  
 #12 ⊖ #10 ⊙



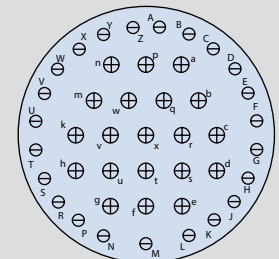
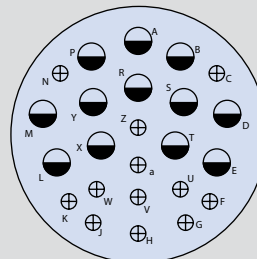
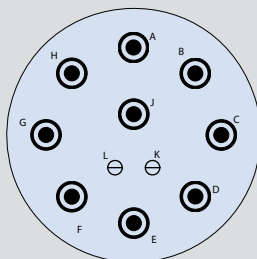
Insert Arrangement	15-15		15-97		17-99		19-28	
No. of Contacts and Size	1X #16	14X #20	4X #16	8X #20	2X #16	21X #20	2X #16	26X #20
Service Rating	I		I		I		I	

Contact Legend  
 #22D • #20 ⊖ #16 ⊕  
 #12 ⊖ #10 ⊙



Insert Arrangement	19-30		21-39		25-4	
No. of Contacts and Size	1X #16	29X #20	2X #16	37X #20	8X #16	48X #20
Service Rating	I		I		I	

Contact Legend  
 #22D • #20 ⊖ #16 ⊕  
 #12 ⊖ #10 ⊙



Insert Arrangement	25-11		25-24		25-43	
No. of Contacts and Size	9X #10	2x #20	12X #12	12X #16	20X #16	23X #20
Service Rating	N		I		I	