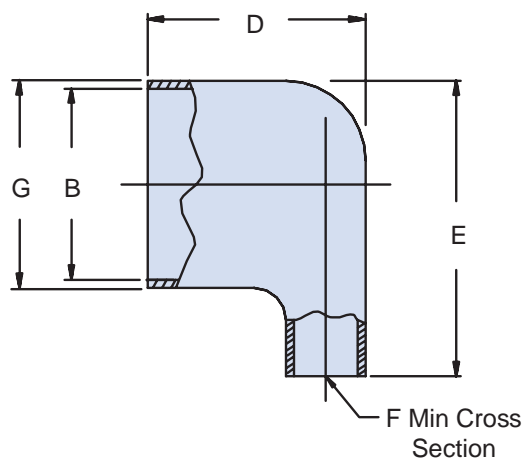
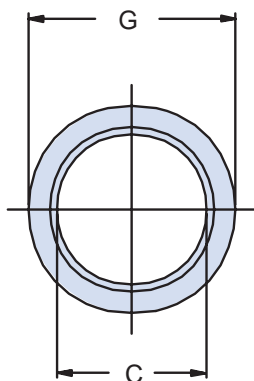
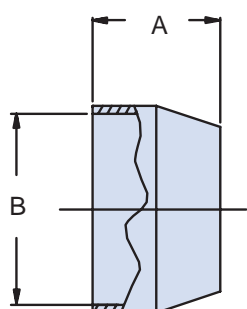


For Use with
AS85049/61
Potting Boot Ring
(Page B-84)

Basic Part Number

Shell Size

Geometry
1 - Straight
2 = 90°**M85049/74****- 10 -****1**
TABLE I: Shell Size and Dimensions

Shell Size	A Min	A Max	B Dia ± .005 (.1)	G Max	C Min ID	D Max	E Max	F Min
8	.450 (11.4)	.500 (12.7)	.511 (13.0)	.608 (15.4)	.317 (8.1)	.766 (19.5)	1.000 (25.4)	.110 (2.8)
10	.450 (11.4)	.500 (12.7)	.637 (16.2)	.734 (18.6)	.434 (11.0)	.922 (23.4)	1.125 (28.6)	.200 (5.1)
12	.450 (11.4)	.500 (12.7)	.761 (19.3)	.858 (21.8)	.548 (13.9)	1.031 (26.2)	1.125 (28.6)	.290 (7.4)
14	.450 (11.4)	.500 (12.7)	.887 (22.5)	.984 (25.0)	.673 (17.1)	1.016 (25.8)	1.297 (32.9)	.400 (10.2)
16	.450 (11.4)	.500 (12.7)	1.013 (25.7)	1.110 (28.2)	.798 (20.3)	1.016 (25.8)	1.375 (34.9)	.490 (12.4)
18	.450 (11.4)	.500 (12.7)	1.137 (28.9)	1.234 (31.3)	.899 (22.8)	1.078 (27.4)	1.469 (37.3)	.590 (15.0)
20	.550 (14.0)	.594 (15.1)	1.263 (32.1)	1.360 (34.5)	1.024 (26.0)	1.094 (27.8)	1.625 (41.3)	.730 (18.5)
22	.550 (14.0)	.594 (15.1)	1.387 (35.2)	1.484 (37.7)	1.149 (29.2)	1.094 (27.8)	1.703 (43.3)	.860 (21.8)
24	.550 (14.0)	.594 (15.1)	1.513 (38.4)	1.610 (40.9)	1.274 (32.4)	1.281 (32.5)	2.047 (52.0)	1.070 (27.2)

APPLICATION NOTES

- For complete dimensions see the applicable Military Specification.
- Material: Translucent nylon, minimum wall thickness .020 (.51).
- Metric dimensions (mm) are in parentheses.

Dimensions in inches (millimeters) and are subject to change without notice.