



M28840/12 Box Mount Receptacle Connector

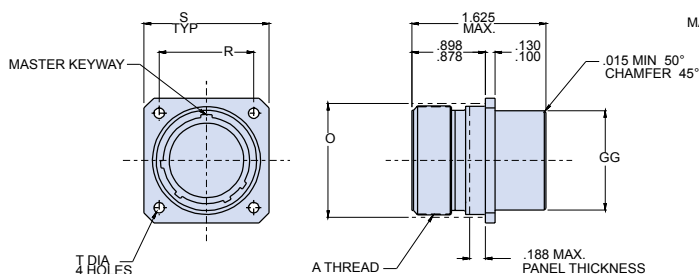
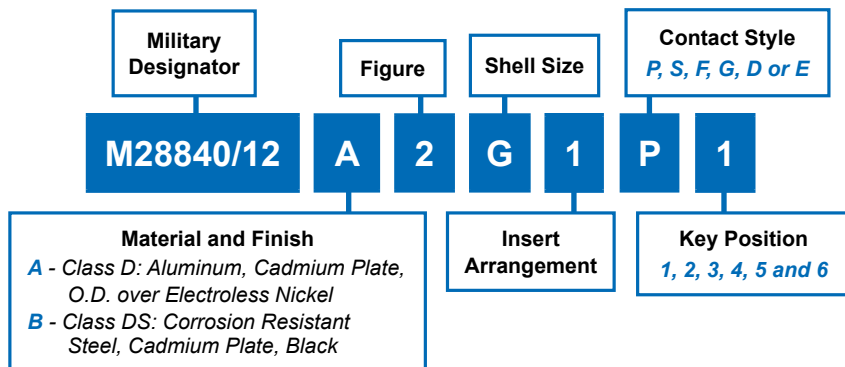


FIGURE 1

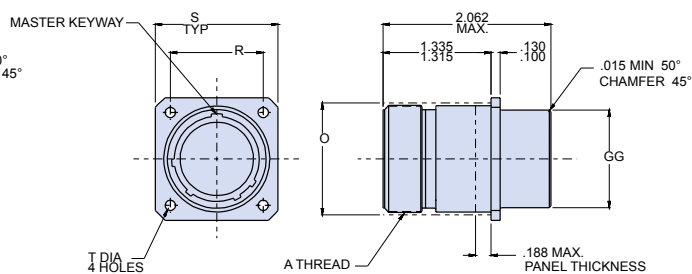


FIGURE 2

E

Designator	N Diameter Max	O Reference Mating Hole	R True Position Centerline to Centerline	S	T	GG Diameter Max.
A (11)	.750 (19.05)	.812 (20.62)	.750 (19.05)	1.043 (26.49) 1.003 (25.48)	.130 (3.30) .115 (2.92)	.758 (19.25)
B (13)	.875 (22.22)	.937 (23.80)	.843 (21.41)	1.158 (29.41) 1.118 (28.40)		.880 (22.35)
C (15)	1.062 (26.97)	1.124 (28.55)	.968 (24.59)	1.278 (32.46) 1.238 (31.45)		1.005 (25.53)
D (17)	1.125 (28.58)	1.187 (30.15)	1.015 (25.78)	1.403 (35.64) 1.363 (34.62)		1.130 (28.70)
E (19)	1.312 (33.32)	1.374 (34.90)	1.140 (28.96)	1.528 (38.81) 1.488 (37.80)		1.255 (31.88)
F (23)	1.500 (38.10)	1.562 (39.67)	1.281 (32.54)	1.738 (44.15) 1.698 (43.13)	.157 (3.99) .142 (3.61)	1.443 (36.65)
G (25)	1.625 (41.28)	1.687 (42.85)	1.392 (35.36)	1.838 (46.69) 1.798 (45.67)		1.567 (39.80)
H (29)	1.812 (46.02)	1.874 (47.60)	1.568 (39.83)	2.158 (54.81) 2.118 (53.80)		1.880 (47.75)
J (33)	2.000 (50.80)	2.062 (52.37)	1.734 (44.04)	2.343 (59.64) 2.308 (58.62)	.183 (4.65) .168 (4.27)	2.067 (52.50)

Dimensions in Inches (millimeters) are subject to change without notice.