

852-056 **852-082**
852-057 **852-083**

- Size 8
- Crimp Termination
- 75 Ohm
- 4 GHz

COAX CONTACTS



Low loss. 75 ohm. Size 8. Snap-in, rear release coax contacts fit Glenair Series 80 Mighty Mouse connectors, Glenair Series 23 SuperNine and MIL-DTL-38999 connectors with size 8 contact cavities. 75 ohm nominal impedance. DC - 4 GHz frequency range. Crimp termination. Supplied as unassembled kit with assembly instruction sheet.

PART NUMBER						
Coax Cable	Pin Part Number		Socket Part Number		A Hex Crimp	
	With Sealing Boot	No Sealing Boot	With Sealing Boot	No Sealing Boot	in	mm
V75268, V76261, V73263 <i>(PIC™ Wire and Cable)</i>	852-056-01F	852-056-01	852-057-01F	852-057-01	.218	5.5
M17/94-RG179	852-056-02F	852-056-02	852-057-02F	852-057-02	.128	3.3
V78209 <i>(PIC™ Wire and Cable)</i>	852-082-01F	852-082-01	852-083-01F	852-083-01	.231	5.9
LMR-240-75 <i>(Times Microwave)</i>	NOT AVAILABLE	852-082-02	NOT AVAILABLE	852-083-02	.231	5.9

CONNECTOR COMPATIBILITY

- MIL-DTL-38999 with size 8 contact cavities
- Series 233 SuperNine with size 8 contact cavities
- Series 80 Mighty Mouse with size 8 contact cavities

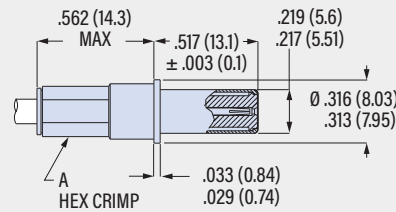
CONSTRUCTION

- Center contact, body, retainer, clamp nut, ferrule: copper alloy, gold over nickel plating
- Dielectrics: fluoropolymer
- Sealing boot: fluorosilicone rubber, glass-filled thermoplastic

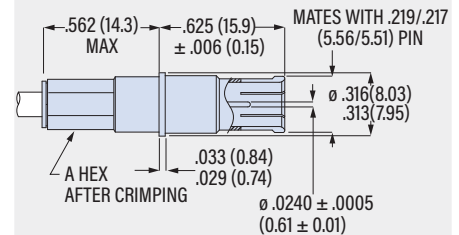
SPECIFICATIONS

- Operating temperature: -65 °C to +200 °C
- VSWR: 1.25:1 max. @ 4 GHz
- Impedance: 75 ohms
- Dielectric withstanding voltage: 500 Vac rms at sea level
- Current rating: 1 ampere
- Durability: 500 mating cycles

852-056, 852-082 PIN



852-057, 852-083 SOCKET



ASSEMBLY TOOLS

Inner Contact

Crimp Tool
809-015
(M22520/2-01)



Positioner
859-072
(M22520/2-37)



Shield Ferrule

Crimp Tool
809-129
(M22520/5-01)



Hex Die

.105 and
.128 Hex
809-130
(M22520/5-03)



.218 and
.231 Hex
859-047
(M22520/5-45)

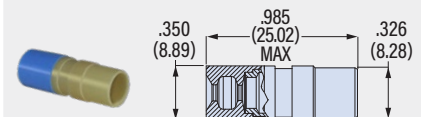


Extraction Tool

859-022
(M81969/14-06)



SEALING BOOT



Slide boot over cable, rubber end first, before terminating cable to contact. Install wired contact into connector, then slide boot into connector grommet to provide moisture seal.

Part Number	Cable Range
859-042-01	.090/.130 (2.3/3.3)
859-042-02	.130/.170 (3.3/4.3)
859-042-03	.170/.205 (4.3/5.2)