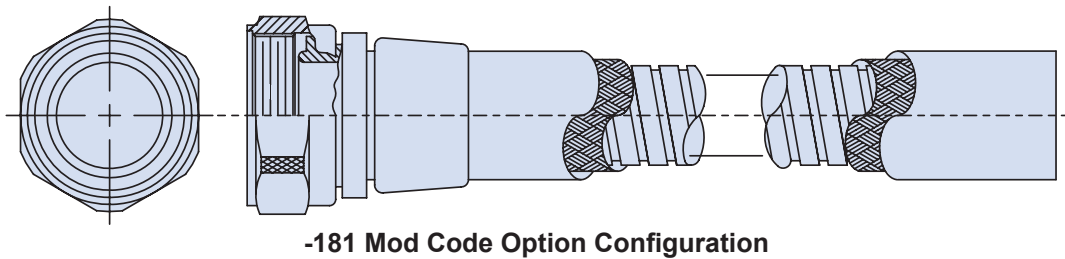
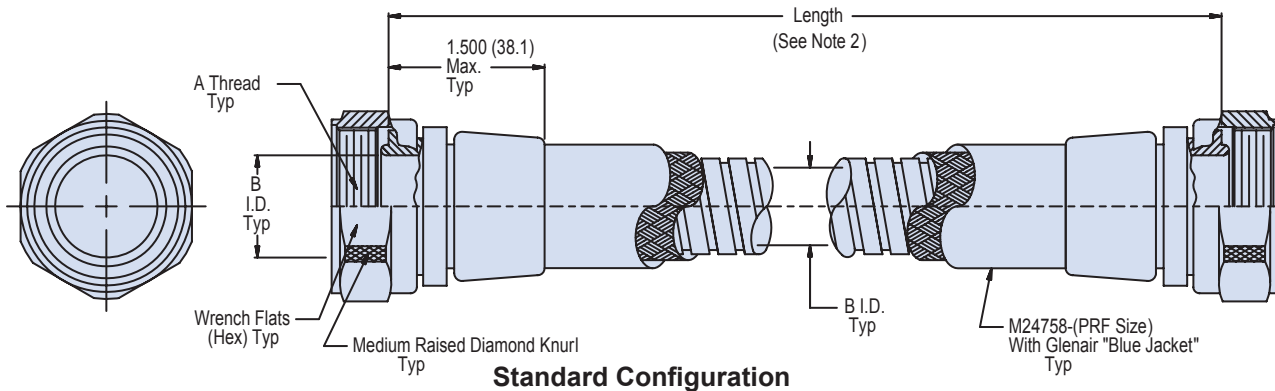
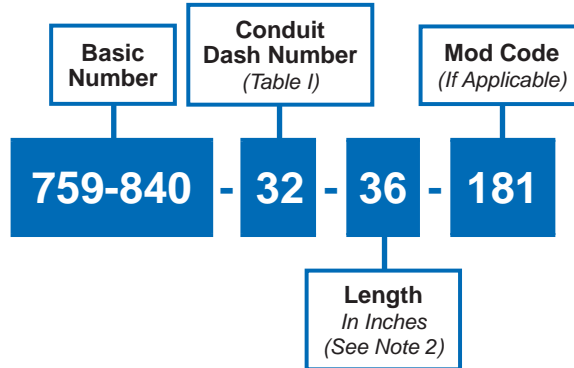


A



APPLICATION NOTES

1. Assembly identified with manufacturer's code identification number.
2. Length tolerance is 0-24" = ±1/4, for longer lengths is ±1% of length.
3. Glenair series 600 backshell assembly tools are recommended for assembly and installation.
4. Material / Finish:
Adapter, ferrule, coupling nut - 316L SST/Electroless nickel, matte finish.
O-Ring - Silicone rubber/NA
5. Metric dimensions (mm) are indicated in parentheses.

759-840
Conduit Assembly



MIL-PRF
24758A

A

TABLE I: CONDUIT SIZE CODE

CONDUIT DASH NO.	MIL PRF SIZE	A THREAD CLASS 2B	B MIN.
08	A	7/16-28 UNEF	.245 (6.2)
12	J	9/16-24 UNEF	.370 (9.4)
16	B	11/16-24 UNEF	.495 (12.6)
20	K	13/16-20 UNEF	.620 (15.7)
24	C	15/16-20 UNEF	.745 (18.9)
32	D	1 1/4-18 UNEF	.995 (25.3)
40	E	1 9/16-18 UNEF	1.245 (31.6)
48	F	1 7/8-16 UN	1.495 (38.0)
64	G	2 3/8-16 UN	1.995 (50.7)
80	H	2 7/8-16 UN	2.495 (63.4)
96	L	3 3/8-16 UN	2.995 (76.1)